

**DESALTO**



## **Strong Tavolo**


Eugeni Quitllet · 2019

Il design pulito e consistente di Eugeni Quitllet adotta e caratterizza il tubo in acciaio curvato, che diventa anima strutturale della collezione Strong.



## Modelli disponibili

Struttura in tubolare d'acciaio curvato Ø 60mm, piano in mdf rivestito tramite spatolata manuale o laccato.



Strong Tavolo

altezza 74 cm

misure

200 x 100 cm

250 x 100 cm

300 x 109 cm

## Finiture

### Struttura

#### Laccature



B13  
SABBIA



B22  
MARRONE  
BUNGEE



B42  
GRAFITE



B59 NERO  
OPACO



B62  
BIANCO  
OPACO



B82 GRIGIO

#### Metalli




A27  
TITANIUM

### Top

## Spatolati Materici



A90 METAL  
GREY



A92 METAL  
BRONZE



D62 COURT  
GREY



D63  
BIANCO  
DUOMO



D67 PIETRA  
LAVICA



D64 PIETRA  
TUFO



D55  
CEMENTO  
BLU REALE




D56  
CEMENTO  
ARDESIA



D57  
CEMENTO  
OCRA



D58  
CEMENTO  
GHIACCIO



D60  
CEMENTO  
ROSSO  
MATTONE



D61  
CEMENTO  
BIANCO



D65  
CEMENTO  
GRIGIO  
LUNA



D59  
CEMENTO  
CACAO



D66  
CEMENTO  
NERO


## Laccature



B13  
SABBIA



B22  
MARRONE  
BUNGEE



B42  
GRAFITE



B59 NERO  
OPACO



B62  
BIANCO  
OPACO




B82 GRIGIO

## Essenze




C68  
ROVERE  
MORO



C76  
ROVERE  
GRAFITE



C88  
ROVERE  
NATURALE



C14  
ROVERE  
LACCATO  
NERO

