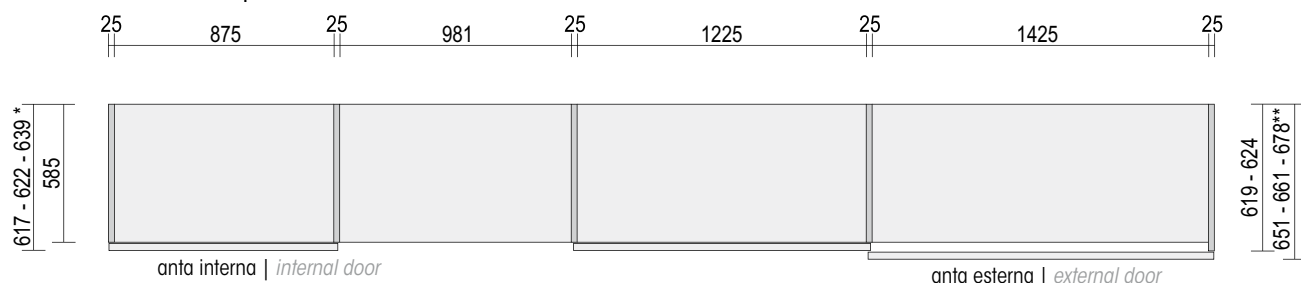


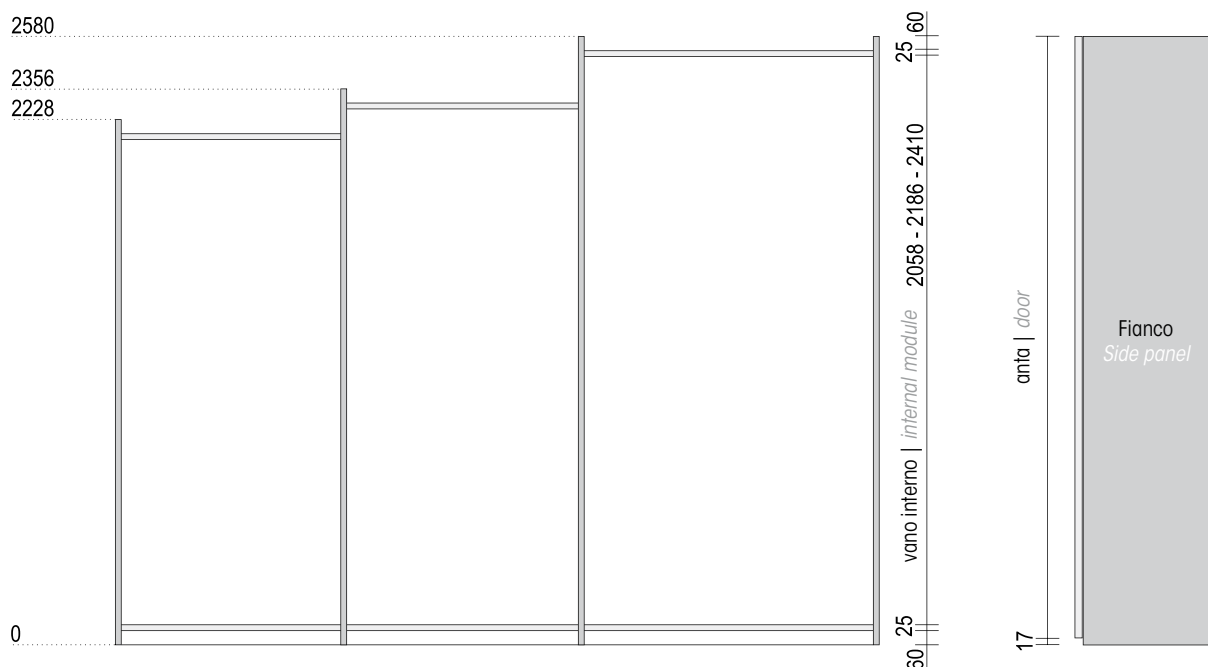
# SCORREVOLE | SLIDING DOOR

caratteristiche dimensionali | *dimensional characteristics*

## MODULARITÀ ORIZZONTALE | *HORIZONTAL MODULES*



## MODULARITÀ VERTICALE | *VERTICAL MODULES*



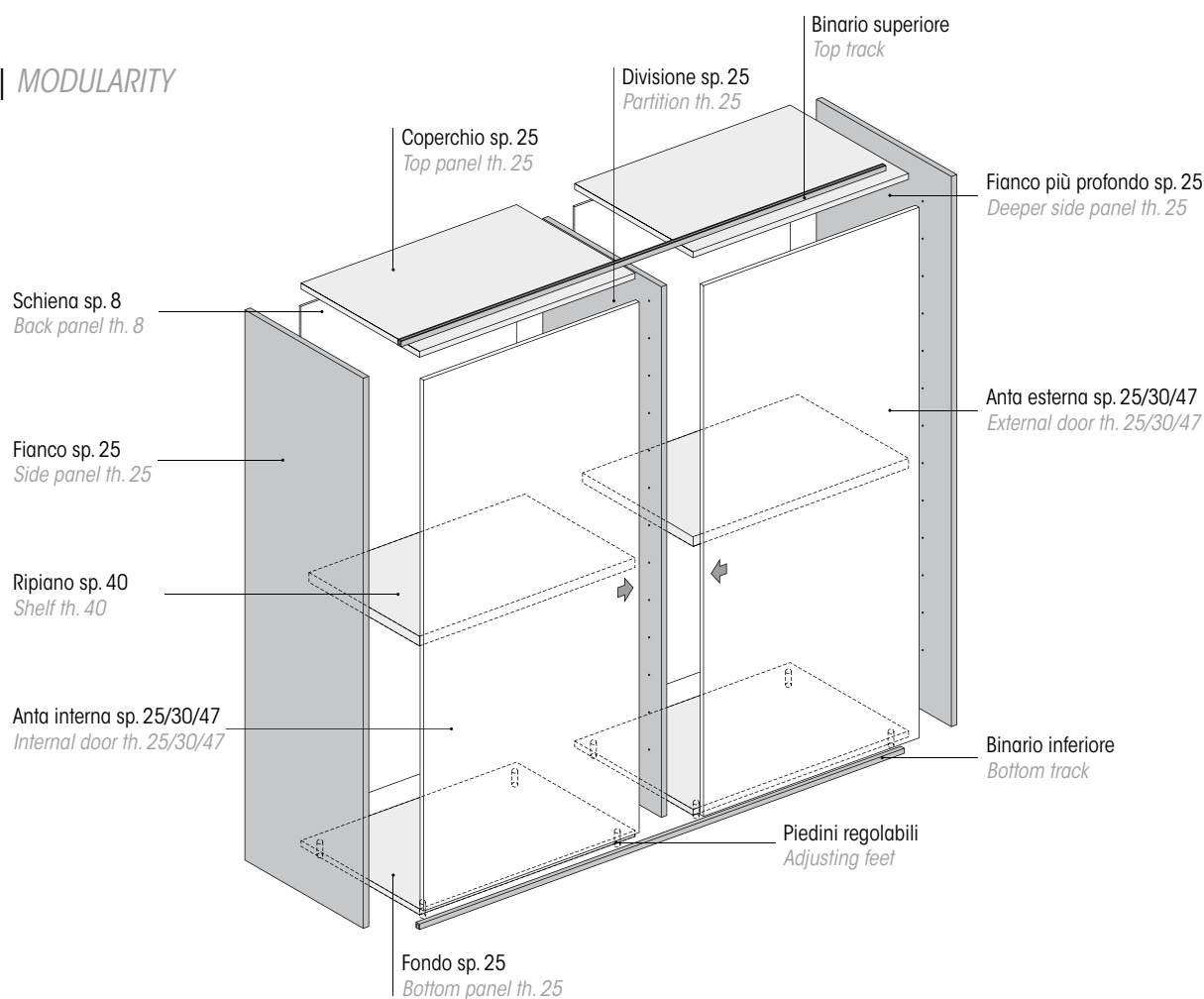
\* Prof. lato c/anta interna:  
617 c/anta young sp. 25  
622 c/anta sp. 30  
639 c/anta telaio sp. 47

\* Depth side w/internal door:  
617 w/young door th. 25  
622 with door th. 30  
639 w/frame door th. 47

\*\* Prof. totale armadio:  
651 c/anta young sp. 25  
661 c/anta sp. 30  
678 c/anta telaio sp. 47


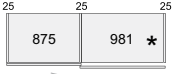


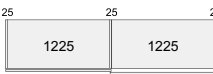
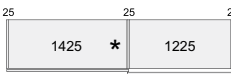
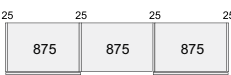





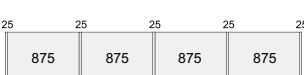



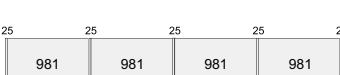



\* Depth side w/internal door:  
651 w/young door th. 25  
661 with door th. 30  
678 w/frame door th. 47

## COMPONIBILITÀ | *MODULARITY*



# SCORREVOLE | SLIDING DOOR

componibilità orizzontale | horizontal modularity

larghezza length		larghezza length	
1825		1931	
2037		2281	
2525		2725	
2725		2831	
2925		3287	
3043		3531	
3625		3837	
3775		4175	
4049		4537	
4375			
5025			<p>* vano non attrezzabile con cassettiere o elementi estraibili</p> <p>* no internal drawers nor removable elements can be placed inside</p>

## ATTENZIONE:

I binari di scorrimento delle ante sono predisposti per il collegamento di un minimo di 2 e di un massimo di 3 vani, qualsiasi sia la loro dimensione. Per composizioni con più di 3 vani si utilizzano più binari. I binari di scorrimento vengono consegnati in un collo a parte e in dimensione intera. La lunghezza è pari alla larghezza totale dell'armadio al netto dei fianchi. I binari per gli armadi a 2 ante alloggiano di regola 1 anta interna a sinistra e 1 anta esterna a destra, ma è possibile anche la configurazione opposta. I binari per gli armadi a 3 ante alloggiano 1 anta interna a sinistra, 1 anta esterna centrale (con scorrimento di regola a destra) ed 1 anta interna a destra. Gli armadi composti da più di 3 vani utilizzano più binari. In questo caso la 1° anta a sinistra del 2° binario è dello stesso tipo dell'ultima anta a destra del binario che la precede.

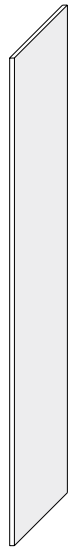
## ATTENTION:

The tracks on which the doors slide have been projected for minimum 2- maximum 3 units, whichever their size may be. For larger closets more tracks are needed. The tracks are packed separately and delivered entire. Their length corresponds to the wardrobe length minus the side panels. The 2-door wardrobe tracks fit for 1 left internal door and 1 right external door, but also the opposite configuration is possible. The 3-door wardrobe tracks fit for 1 left internal door, 1 middle external door (sliding rightward, but also the contrary is possible) and 1 right internal door. The wardrobe with more than 3 units need more tracks. The first left door of the second track shall be of the same kind of the last right door of the preceding track.

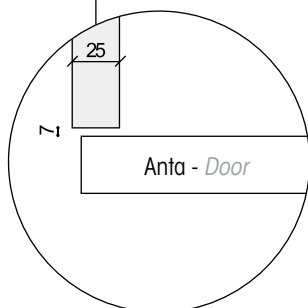
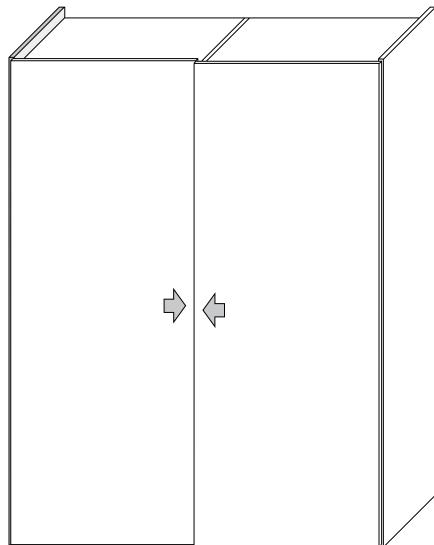
# SCORREVOLE | SLIDING DOOR

utilizzo fianchi | employ of side panels

## FIANCO | SIDE PANEL



Pianta - Plan

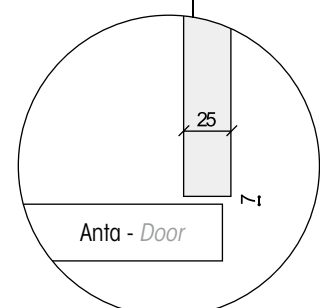
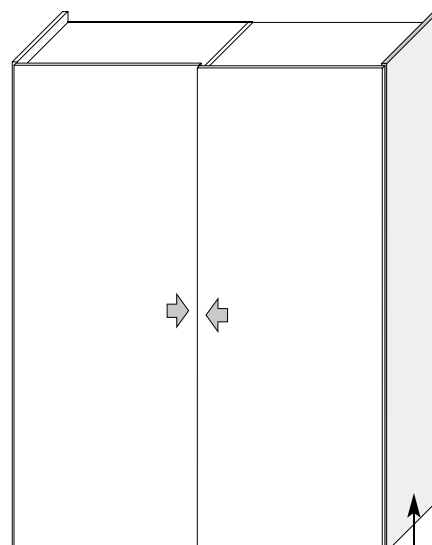


**FIANCO | SIDE PANEL**  
P. | D. 585  
Sp. | Th. 25  
H. 2228 - 2356 - 2580

## FIANCO PIÙ PROFONDO | DEEPER SIDE PANEL



Pianta - Plan

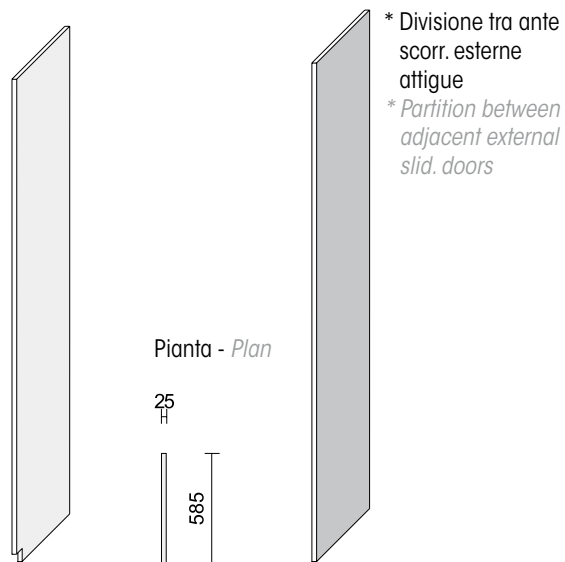


**FIANCO PIÙ PROFONDO | DEEPER SIDE PANEL**  
P. | D. 619 - 624  
Sp. | Th. 25  
H. 2228 - 2356 - 2580

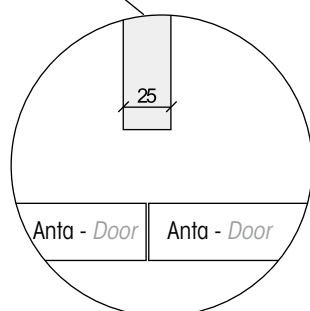
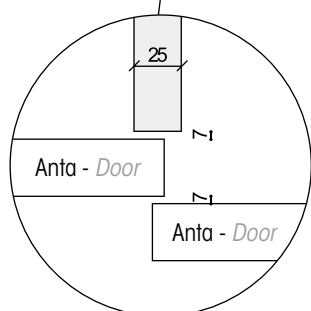
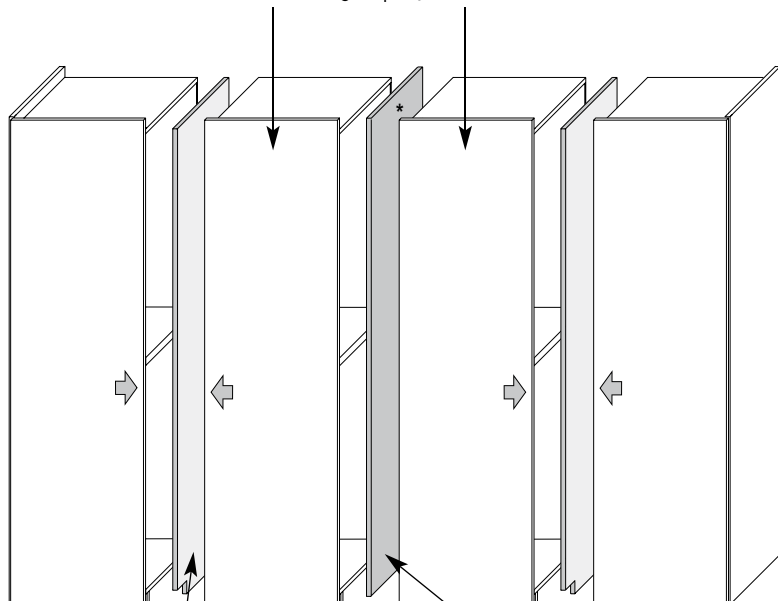
# SCORREVOLE | SLIDING DOOR

utilizzo divisioni | employ of partitions

## DIVISIONI | PARTITIONS



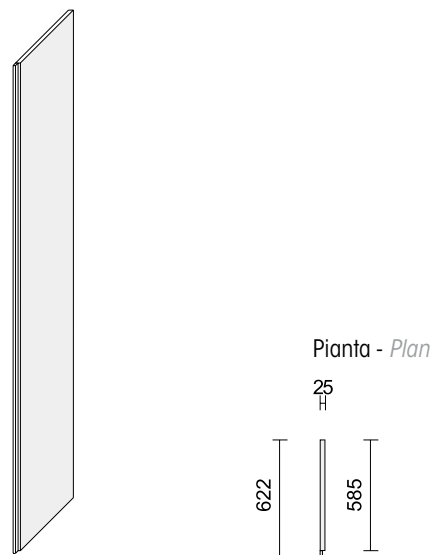
Ante scor. esterne attigue | Adjacent external slid. doors



**DIVISIONE | PARTITION**  
P. | D. 585  
Sp. | Th. 25  
H. 2168 - 2296 - 2520

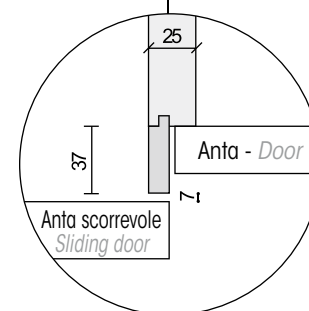
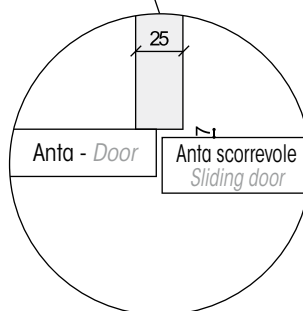
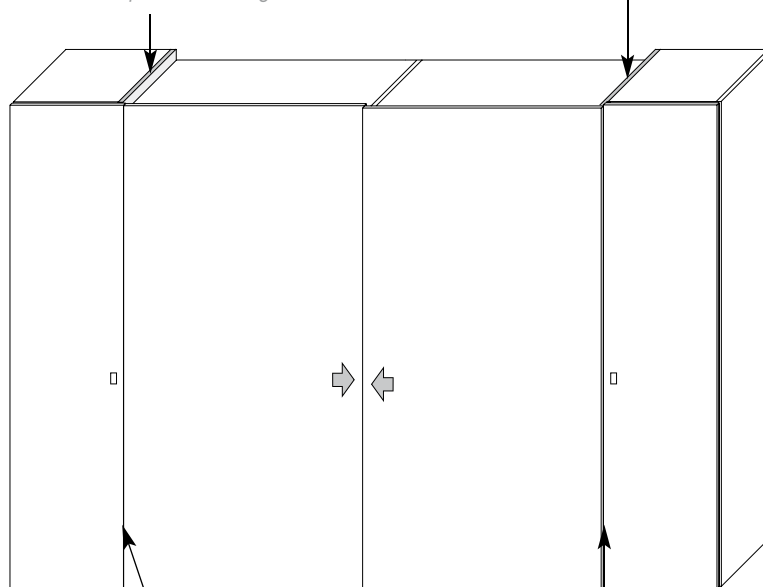
**DIVISIONE TRA ANTE SCORR. ESTERNE ATTIGUE**  
**PARTITION BETWEEN ADJAC. EXTERNAL SLID. DOORS**  
P. | D. 585  
Sp. | Th. 25

## DIVISIONE SPECIALE | SPECIAL PARTITION



Divisione standard ar. battente  
Standard partition for regular wardrobe

Divisione speciale  
Special partition



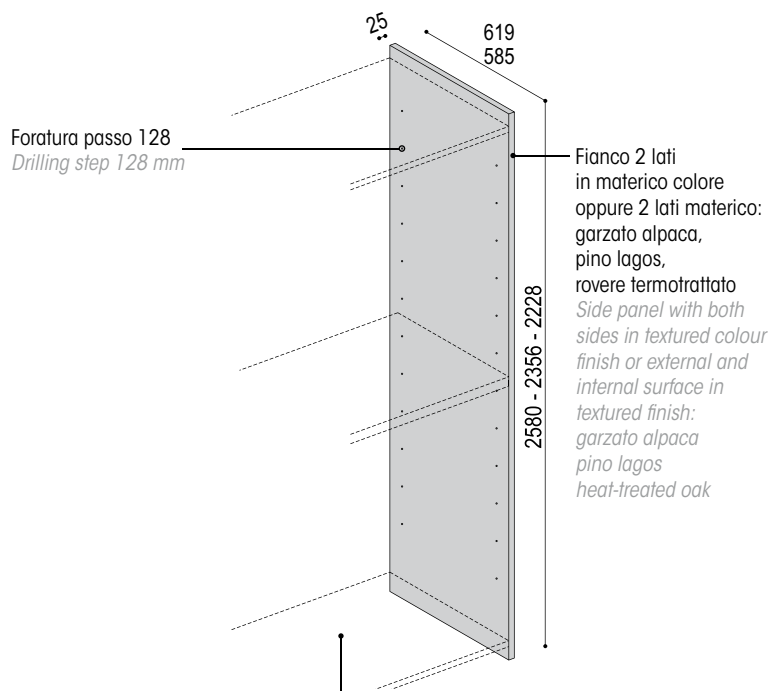
**DIVISIONE SPECIALE tra battente e scorrevole**  
**SPECIAL PARTITION between regular and sliding door**  
P. | D. 622  
Sp. | Th. 25  
H. 2228 - 2356 - 2580

# SCORREVOLE | SLIDING DOOR

caratteristiche fianchi | characteristics of side panels

## FIANCHI SP. 25 mm - SIDE PANELS TH. 25 mm

Materico - Textured finish



Fondo, coperchio, ripiani, schiena in materico: garzato alpaca, pino lagos o rovere termotrattato; disponibile anche in finitura laccato opaco.  
*Bottom, top, shelves, back panel in textured finish: garzato alpaca, pino lagos or heat-treated oak; available also in matt lacquer.*

### FINITURE - FINISH

#### Interno ed esterno - Inside and outside

- materico colore bianco luna | bianco luna colour textured finish
- materico colore tortora | tortora colour textured finish
- materico colore grigio | grigio colour textured finish
- materico garzato alpaca | garzato alpaca textured finish
- materico pino lagos | pino lagos textured finish
- materico rovere termotrattato | heat-treated oak textured finish

#### CARATTERISTICHE TECNICHE - TECHNICAL CHARACTERISTICS

Pannello di particelle di legno con certificazione EPA-TSCA-CARB P2 a basse emissioni di formaldeide sp. 25 mm, nobilitato carta melaminica finitura materico colore bianco luna, tortora e grigio oppure finitura garzato alpaca, pino lagos o rovere termotrattato.

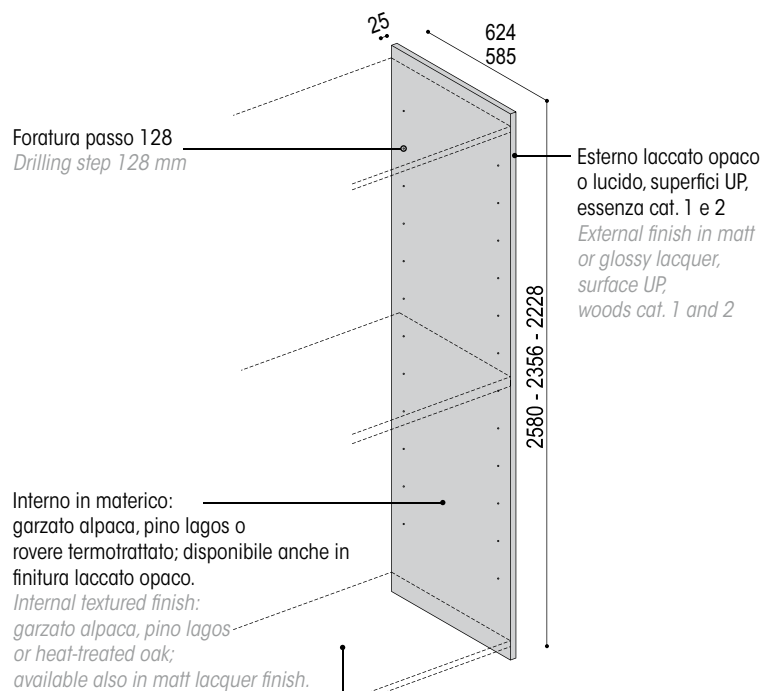
*25 mm thick wood particle board panel certified EPA-TSCA-CARB P2 with low emission of formaldehyde, covered with melamine paper sheet in textured finish colour bianco luna, tortora and grigio or finish garzato alpaca, pino lagos or heat-treated oak.*

**N.B.:** Nel lato interno è presente una foratura diametro 3 mm a passo 128, per il posizionamento degli eventuali ripiani.

*Note.:* Internally, on the side, there is a drilling of 3 mm diameter, step 128, for the placement of shelves.

## FIANCHI SP. 25 mm - SIDE PANELS TH. 25 mm

Laccato, superfici up, essenza - Lacquer, up surface, wood



Fondo, coperchio, ripiani, schiena in materico: garzato alpaca, pino lagos o rovere termotrattato; disponibile anche in finitura laccato opaco.  
*Bottom, top, shelves, back panel in textured finish: garzato alpaca, pino lagos or heat-treated oak; available also in matt lacquer.*

### FINITURE - FINISH

#### Interno - Inside

- materico garzato alpaca | garzato alpaca textured finish
- materico pino lagos | pino lagos textured finish
- materico rovere termotrattato | heat-treated oak textured finish
- laccato opaco | matt lacquer \*\*

#### Esterno - Outside

- laccato opaco e lucido | matt and glossy lacquer \*\*
- superfici UP | UP surface
- essenze | woods cat. 1 - cat. 2

#### CARATTERISTICHE TECNICHE - TECHNICAL CHARACTERISTICS

Pannello di particelle di legno con certificazione EPA-TSCA-CARB P2 a basse emissioni di formaldeide sp. 25 mm impiallacciato rovere nelle varie finiture oppure nobilitato con carta melaminica per i laccati opachi, lucidi o superfici UP.

*25 mm thick wood particle board panel certified EPA-TSCA-CARB P2 with low emission of formaldehyde, veneered with oak in the full range of finishes, or covered with melamine paper sheet for matt, glossy lacquers or UP surfaces.*

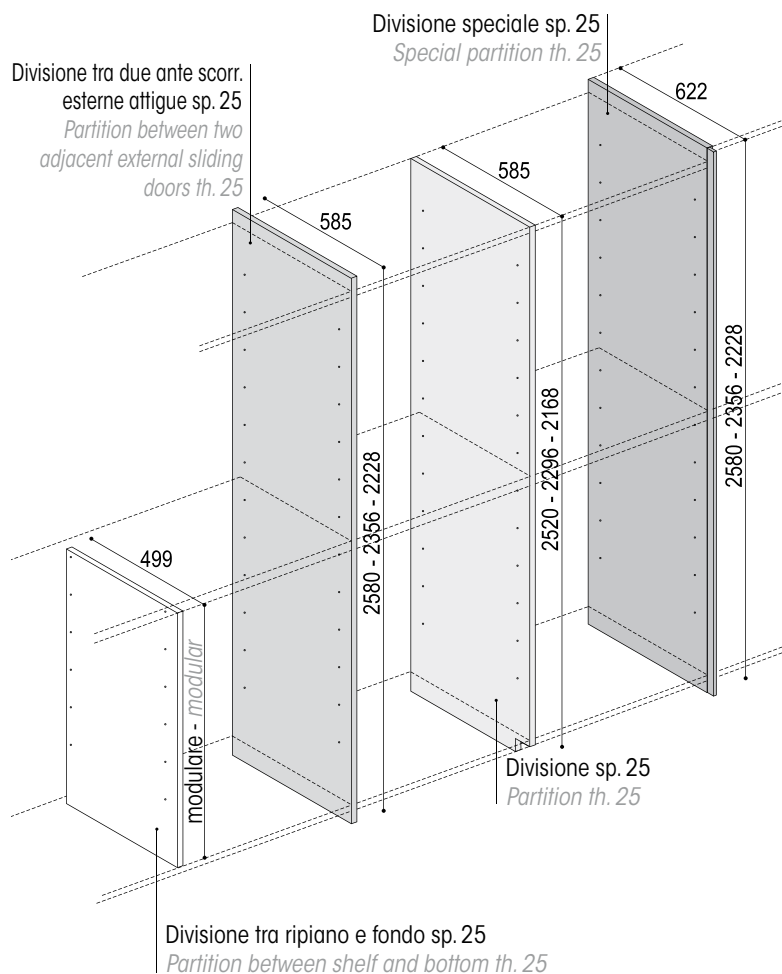
**N.B.:** Nel lato interno è presente una foratura diametro 3 mm a passo 128, per il posizionamento degli eventuali ripiani.

*Note.:* Internally, on the side, there is a drilling of 3 mm diameter, step 128, for the placement of shelves.

# SCORREVOLE | SLIDING DOOR

caratteristiche divisioni | characteristics of partitions

## DIVISIONI SP. 25 mm - PARTITIONS TH. 25 mm



### FINITURE | FINISHES

- materico garzato alpaca | *garzato alpaca textured finish*
- materico pino lagos | *pino lagos textured finish*
- materico rovere termotrattato | *heat-treated oak textured finish*
- laccato opaco | *matt lacquer* \*\*

### CARATTERISTICHE TECNICHE | TECHNICAL CHARACTERISTICS

Pannello di particelle di legno con certificazione EPA-TSCA-CARB P2 a basse emissioni di formaldeide sp. 25 mm nobilitato con carta melaminica finitura garzato alpaca, pino lagos e rovere termotrattato; disponibile anche laccato opaco.







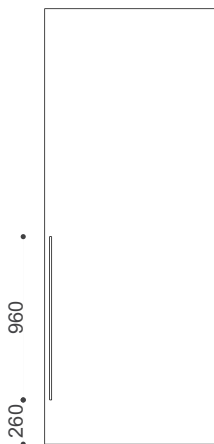
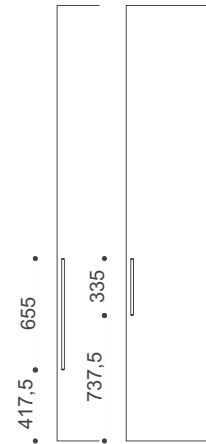

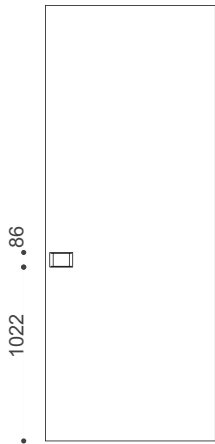
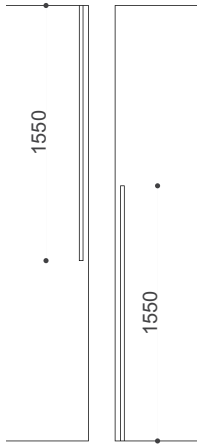
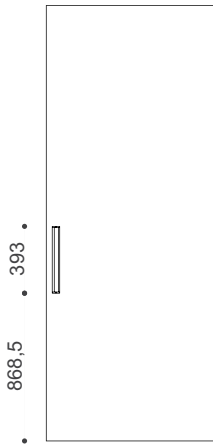
*25 mm thick wood particle board panel certified EPA-TSCA-CARB P2 with low emission of formaldehyde, covered with melamine paper sheet in finish garzato alpaca, pino lagos or heat-treated oak. Available also in matt lacquer.*

**N.B.:** Nelle divisioni è presente una foratura diametro 3 mm a passo 128, per il posizionamento degli eventuali ripiani. La divisione tra ripiano e fondo viene tagliata in base all'utilizzo a passo 128 mm.

*Note: Partitions are provided with a drilling of 3 mm diameter step 128 mm for the placement of shelves. The partition between shelf and bottom is cut accordingly to the standard step 128 mm.*

# SCORREVOLE | SLIDING DOOR

maniglie | handles

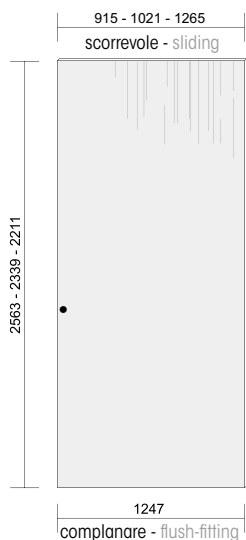
	ALFA	BETA	EPSILON	MONITOR	T	VIP
						
<b>FINITURE</b> <i>FINISHES</i>	Nichel satinato <i>Satin nickel</i>	Nichel satinato <i>Satin nickel</i>	Brunito <i>Burnished</i>	Brunito - <i>Burnished</i> Bianco - <i>White</i>	Brunito - <i>Burnished</i> Bianco - <i>White</i> Ottone - <i>Brass</i>	Laccato opaco ** <i>Matt lacquer **</i>
<b>LUNGHEZZA E</b> <b>POSIZIONAMENTO</b>  <i>LENGTH AND</i> <i>POSITIONING</i>	<b>L. 960</b>  	<b>L. 655 - 335</b>  	<b>104 x 14</b> ad incasso laterale <i>built-in on the side</i>  	<b>135 x 86</b>  	<b>L. 1550</b>  	<b>393 x 44</b>  
<b>UTILIZZABILE NELL'ANTA</b> <i>TO BE USED WITH DOOR</i>						
YOUNG	<input checked="" type="checkbox"/>	<input checked="" type="checkbox"/>	<input checked="" type="checkbox"/>	<input checked="" type="checkbox"/>	<input checked="" type="checkbox"/>	<input checked="" type="checkbox"/>
SLIDE	<input checked="" type="checkbox"/>	<input checked="" type="checkbox"/>	<input checked="" type="checkbox"/>	<input checked="" type="checkbox"/>	<input checked="" type="checkbox"/>	<input checked="" type="checkbox"/>
COMPOSTA			<input checked="" type="checkbox"/>			<input checked="" type="checkbox"/>
VERTICAL			<input checked="" type="checkbox"/>			
STRIP			<input checked="" type="checkbox"/>			
<b>CODICE E PREZZO</b> <i>CODE AND PRICE</i>	<b>40</b>	L. 655 <b>31</b>  L. 335 <b>23</b>	<b>29</b>	<b>54</b>	<b>66</b>	<b>48</b>

\*\* disponibile in tutta la gamma colori - available in all the colour range


# SCORREVOLE | SLIDING DOOR

tipologia di ante | door type

## SLIDE anta scorr./complanare | sliding/flush-fitting door



sezione - section



### FINITURE | FINISHES

- laccato opaco, lucido e superfici UP -  *matt and glossy lacquer, UP surface \*\**
- essenze |  *woods cat. 1 - cat. 2*

### CARATTERISTICHE TECNICHE | TECHNICAL CHARACTERISTICS

Pannello di particelle di legno leggero, con certificazione EPA-TSCA-CARB P2 a basse emissioni di formaldeide, sp. 30 mm impiallacciato rovere nelle varie finiture oppure nobilitato con carta melaminica per i laccati opachi, lucidi e superfici UP.

*30 mm thick wood lightened particle board panel certified EPA-TSCA-CARB P2 with low emission of formaldehyde, veneered with oak in the full range of finishes, or covered with melamine paper sheet for matt, glossy lacquers or UP surfaces.*

### MANIGLIE UTILIZZABILI | HANDLES

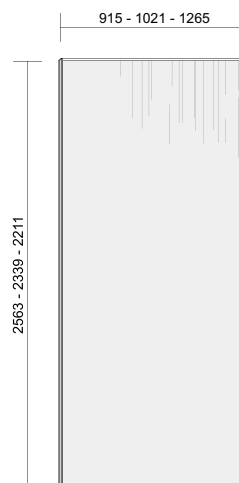
- Alfa - Beta - Epsilon - Monitor - T - Vip

### MODULARITÀ PREVISTA | PROVIDED MODULARITY

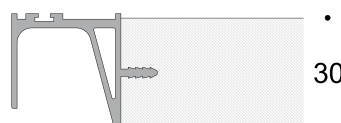


Solo per anta scorrevole  
*Only for sliding door*

## TECNO anta scorrevole | sliding door



sezione - section



### FINITURE | FINISHES

- laccato opaco, lucido e superfici UP -  *matt and glossy lacquer, UP surface \*\**
- essenze |  *woods cat. 1 - cat. 2*

### CARATTERISTICHE TECNICHE | TECHNICAL CHARACTERISTICS

Pannello di particelle di legno leggero, con certificazione EPA-TSCA-CARB P2 a basse emissioni di formaldeide, sp. 30 mm impiallacciato rovere nelle varie finiture oppure nobilitato con carta melaminica per i laccati opachi, lucidi e superfici UP.

*30 mm thick wood lightened particle board panel certified EPA-TSCA-CARB P2 with low emission of formaldehyde, veneered with oak in the full range of finishes, or covered with melamine paper sheet for matt, glossy lacquers or UP surfaces.*

**MANIGLIA:** inserita per tutta la lunghezza dell'anta, disponibile in finitura laccato opaco \*\*

*HANDLE: built-in along the length of the door, finish available in matt lacquer finish \*\**

### MODULARITÀ PREVISTA | PROVIDED MODULARITY



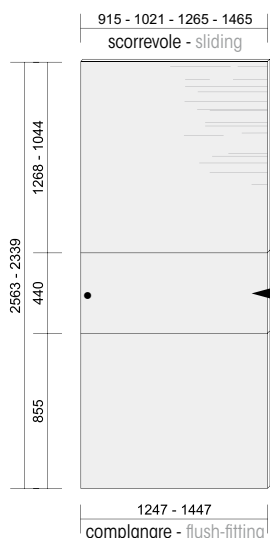
\*\* disponibile in tutta la gamma colori - *available in all the colour range*



# SCORREVOLE | SLIDING DOOR


tipologia di ante | door type

## COMPOSTA anta scorr./complanare | sliding/flush-fitting door



Possibilità di gestire e comporre ognuno dei 3 pannelli con una finitura diversa in base ai propri gusti.  
**Pannello centrale disponibile anche in noce Canaletto.**  
*Possibility to manage and compose each one of the 3 panels with a different finish according to personal taste.  
The middle panel is also available in Canaletto walnut.*

sezione - section



### FINITURE | FINISHES

- laccato opaco, lucido e superfici UP -  *matt and glossy lacquer, UP surface \*\**
- essenze |  *woods cat. 1 - cat. 2*

- Noce Canaletto disponibile esclusivamente sul pannello centrale cat. 2
- *Canaletto walnut available only for the middle panel cat. 2*

### CARATTERISTICHE TECNICHE | TECHNICAL CHARACTERISTICS

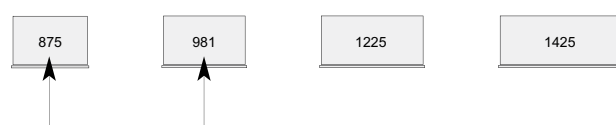
Pannello di particelle di legno leggero, con certificazione EPA-TSCA-CARB P2 a basse emissioni di formaldeide, sp. 30 mm impiallacciato rovere nelle varie finiture oppure nobilitato con carta melaminica per i laccati opachi, lucidi e superfici UP. Pannello centrale disponibile anche in noce Canaletto.

*30 mm thick wood lightened particle board panel certified EPA-TSCA-CARB P2 with low emission of formaldehyde, veneered with oak in the full range of finishes, or covered with melamine paper sheet for matt, glossy lacquers or UP surfaces. The middle panel is also available in Canaletto walnut.*

### MANIGLIE UTILIZZABILI | HANDLES

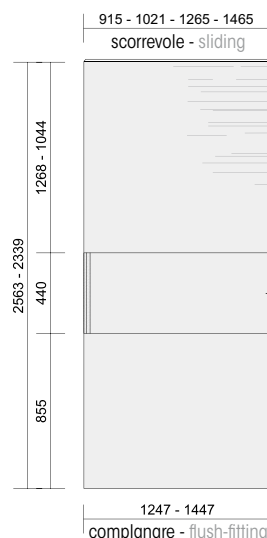
- Epsilon (solo per anta scorrevole |  *only for sliding door*)
- Vip

### MODULARITÀ PREVISTA | PROVIDED MODULARITY



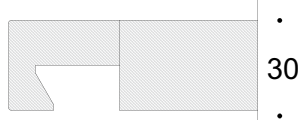
Solo per anta scorrevole -  *Only for sliding door*

## COMPOSTA PLUS anta scorr./complanare | sliding/flush-fitting door



Possibilità di gestire e comporre ognuno dei 3 pannelli con una finitura diversa in base ai propri gusti.  
**Pannello centrale disponibile anche in noce Canaletto.**  
*Possibility to manage and compose each one of the 3 panels with a different finish according to personal taste.  
The middle panel is also available in Canaletto walnut.*

sezione - section



### FINITURE | FINISHES

- laccato opaco, lucido e superfici UP -  *matt and glossy lacquer, UP surface \*\**
- essenze |  *woods cat. 1 - cat. 2*

- Noce Canaletto disponibile esclusivamente sul pannello centrale cat. 2
- *Canaletto walnut available only for the middle panel cat. 2*

### CARATTERISTICHE TECNICHE | TECHNICAL CHARACTERISTICS

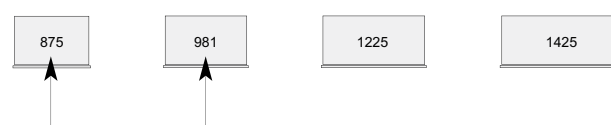
Pannello di particelle di legno leggero, con certificazione EPA-TSCA-CARB P2 a basse emissioni di formaldeide, sp. 30 mm impiallacciato rovere nelle varie finiture oppure nobilitato con carta melaminica per i laccati opachi, lucidi e superfici UP.

**Pannello centrale disponibile anche in noce Canaletto.**  
*30 mm thick wood lightened particle board panel certified EPA-TSCA-CARB P2 with low emission of formaldehyde, veneered with oak in the full range of finishes, or covered with melamine paper sheet for matt, glossy lacquers or UP surfaces. The middle panel is also available in Canaletto walnut.*

**MANIGLIA:** inserita su pannello H. 440. Disponibile nelle varie tinte del rovere, in noce Canaletto o laccato opaco \*\*.

*HANDLE: built-in along the panel H. 440 mm. Available in the various finishes of oak, or in Canaletto walnut or matt lacquer \*\*.*

### MODULARITÀ PREVISTA | PROVIDED MODULARITY



Solo per anta scorrevole -  *Only for sliding door*

# SCORREVOLE | SLIDING DOOR

tipologia di ante | door type

## GREEN anta scorrevole/complanare | sliding/flush-fitting door



sezione - section



### FINITURE | FINISHES

- laccato opaco, lucido e superfici UP - *mat and glossy lacquer, UP surface* \*\*  
- essenze | *woods cat. 1 - cat. 2*

### CARATTERISTICHE TECNICHE | TECHNICAL CHARACTERISTICS

Pannello di particelle di legno leggero, con certificazione EPA-TSCA-CARB P2 a basse emissioni di formaldeide, sp. 30 mm impiallacciato rovere nelle varie finiture oppure nobilitato con carta melaminica per i laccati opachi, lucidi e superfici UP.

*30 mm thick wood lightened particle board panel certified EPA-TSCA-CARB P2 with low emission of formaldehyde, veneered with oak in the full range of finishes, or covered with melamine paper sheet for matt, glossy lacquers or UP surfaces.*

**MANIGLIA:** inserita per tutta la lunghezza del pannello inferiore H. 1044 - 1268, disponibile nelle varie tinte del rovere, in noce Canaletto o laccato opaco \*\*.

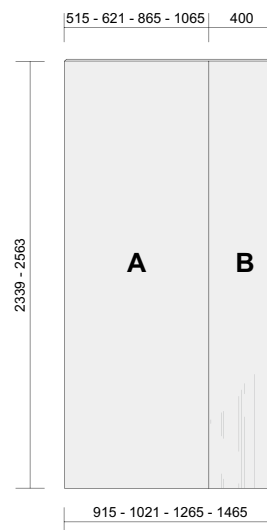
*HANDLE: built-in along the length of the H. 1044-1268 lower panel, available in the various finish of the oak, Canaletto walnut or matt lacquer colour \*\*.*

### MODULARITÀ PREVISTA | PROVIDED MODULARITY




Solo per anta scorrevole - *Only for sliding door*

## VERTICAL anta scorrevole | sliding door



sezione - section



### FINITURE PANNELLO "A" | PANEL "A" FINISHES

- laccato opaco, lucido e superfici UP - *mat and glossy lacquer, UP surface* \*\*

### CARATTERISTICHE TECNICHE | TECHNICAL CHARACTERISTICS

Pannello di particelle di legno leggero, con certificazione EPA-TSCA-CARB P2 a basse emissioni di formaldeide, sp. 30 mm nobilitato con carta melaminica per i laccati opachi, lucidi e superfici UP.

*30 mm thick wood lightened particle board panel certified EPA-TSCA-CARB P2 with low emission of formaldehyde, covered with melamine paper sheet for matt, glossy lacquers or UP surfaces.*

### FINITURE PANNELLO "B" | PANEL "B" FINISHES

- laccato opaco, lucido e superfici UP - *mat and glossy lacquer, UP surface* \*\*

- essenze | *woods cat. 1 - cat. 2*

- noce Canaletto | *Canaletto walnut cat. 2*

### CARATTERISTICHE TECNICHE | TECHNICAL CHARACTERISTICS

Pannello di particelle di legno leggero, con certificazione EPA-TSCA-CARB P2 a basse emissioni di formaldeide, sp. 30 mm impiallacciato noce Canaletto, rovere nelle varie finiture oppure nobilitato con carta melaminica per i laccati opachi, lucidi e superfici UP.

*30 mm thick wood lightened particle board panel certified EPA-TSCA-CARB P2 with low emission of formaldehyde, veneered with Canaletto walnut, oak in the full range of finishes, or covered with melamine paper sheet for matt, glossy lacquers or UP surfaces.*

### MANIGLIE UTILIZZABILI | HANDLES AVAILABLE

- Epsilon

### MODULARITÀ PREVISTA | PROVIDED MODULARITY




\*\* disponibile in tutta la gamma colori - *available in all the colour range*

# SCORREVOLE | SLIDING DOOR

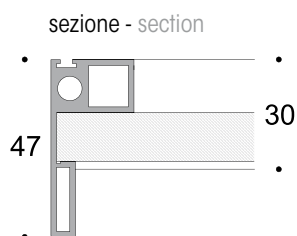
tipologia di ante | door type

## TELAIO "O" anta scorrevole | sliding door



\* Questa larghezza è disponibile solo con vetro bianco o specchi.

\* This width is available only with white glass or mirrors.



### FINITURE | FINISHES

- laccato opaco, lucido e superfici UP | *mat and glossy lacquer, UP surface* \*\*
- essenze | *woods cat. 1 - cat. 2*
- vetro laccato o specchio - *lacquered glass or mirror* \*\*

### CARATTERISTICHE TECNICHE | TECHNICAL CHARACTERISTICS

Pannello di particelle di legno, con certificazione EPA-TSCA-CARB P2 a basse emissioni di formaldeide, sp. 12 mm impiallacciato rovere nelle varie finiture oppure nobilitato con carta melaminica per i laccati opachi, lucidi e superfici UP. Vetro o specchio sp. 4 mm.

*12 mm thick wood particle board panel certified EPA-TSCA-CARB P2 with low emission of formaldehyde, veneered with oak in the full range of finishes, or covered with melamine paper sheet for matt, glossy lacquers or UP surfaces. Glass or mirror th. 4 mm.*

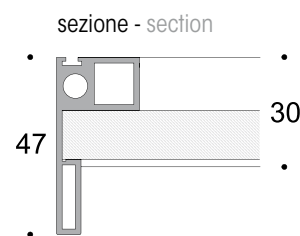

**MANIGLIA:** il telaio in alluminio dell'anta permette la presa senza bisogno di maniglia, disponibile finitura bianco o laccato opaco colore \*\*

*HANDLE: the aluminium door frame allows the opening without the need for a handle. Available in white or matt lacquer colour. \*\**

### MODULARITÀ PREVISTA | PROVIDED MODULARITY



## TELAIO "A" anta scorrevole | sliding door



### FINITURE | FINISHES

- laccato opaco, lucido e superfici UP | *mat and glossy lacquer, UP surface* \*\*
- essenze | *woods cat. 1 - cat. 2*
- vetro laccato o specchio - *lacquered glass or mirror* \*\*

### CARATTERISTICHE TECNICHE | TECHNICAL CHARACTERISTICS

Pannello di particelle di legno, con certificazione EPA-TSCA-CARB P2 a basse emissioni di formaldeide, sp. 12 mm impiallacciato rovere nelle varie finiture oppure nobilitato con carta melaminica per i laccati opachi, lucidi e superfici UP. Vetro o specchio sp. 4 mm.

*12 mm thick wood particle board panel certified EPA-TSCA-CARB P2 with low emission of formaldehyde, veneered with oak in the full range of finishes, or covered with melamine paper sheet for matt, glossy lacquers or UP surfaces. Glass or mirror th. 4 mm.*

**MANIGLIA:** il telaio in alluminio dell'anta permette la presa senza bisogno di maniglia, disponibile finitura bianco o laccato opaco colore \*\*

*HANDLE: the aluminium door frame allows the opening without the need for a handle. Available in white or matt lacquer colour. \*\**

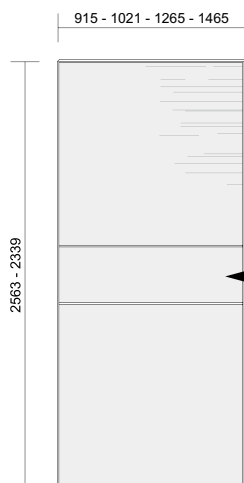
### MODULARITÀ PREVISTA | PROVIDED MODULARITY



# SCORREVOLE | SLIDING DOOR

tipologia di ante | door type

## TELAIO "C" anta scorrevole | sliding door



Pannello centrale disponibile anche in noce Canaletto.  
*The middle panel is also available in Canaletto walnut.*



### FINITURE | FINISHES

- laccato opaco, lucido e superfici UP | *mat and glossy lacquer, UP surface* \*\*
- essenze | *woods* cat. 1 - cat. 2
- vetro laccato o specchio - *lacquered glass or mirror* \*\*

- Noce Canaletto disponibile esclusivamente sul pannello centrale cat. 2
- *Canaletto walnut available only for the middle panel cat. 2*

### CARATTERISTICHE TECNICHE | TECHNICAL CHARACTERISTICS

Pannello di particelle di legno, con certificazione EPA-TSCA-CARB P2 a basse emissioni di formaldeide, sp. 12 mm impiallacciato rovere nelle varie finiture oppure nobilitato con carta melaminica per i laccati opachi, lucidi e superfici UP. Vetro o specchio sp. 4 mm.

*12 mm thick wood particle board panel certified EPA-TSCA-CARB P2 with low emission of formaldehyde, veneered with oak in the full range of finishes, or covered with melamine paper sheet for matt, glossy lacquers or UP surfaces. Glass or mirror th. 4 mm.*


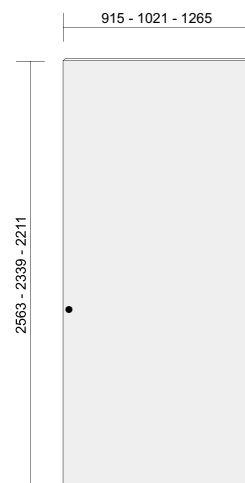
**MANIGLIA:** il telaio in alluminio dell'anta permette la presa senza bisogno di maniglia, disponibile finitura bianco o laccato opaco colore \*\*

*HANDLE:* the aluminium door frame allows the opening without the need for a handle. Available in white or matt lacquer colour. \*\*

### MODULARITÀ PREVISTA | PROVIDED MODULARITY



## YOUNG anta scorrevole | sliding door



### FINITURE MATERICO COLORE - COLOUR TEXTURED FINISHES

- materico colore bianco luna | *bianco luna colour textured finish*
- materico colore canapa | *canapa colour textured finish*
- materico colore grigio | *grigio colour textured finish*

### FINITURE MATERICO LACCATO OPACO - MATT LACQUER TEXTURED FINISHES

- 9003 bianco
- Y20259 canapa
- 7039 grigio aston

### CARATTERISTICHE TECNICHE | TECHNICAL CHARACTERISTICS

Pannello di particelle di legno con certificazione EPA-TSCA-CARB P2 a basse emissioni di formaldeide sp. 25 mm, nobilitato carta melaminica finitura materico colore bianco luna, canapa e grigio, oppure laccato opaco bianco, canapa e grigio aston.

*25 mm thick wood particle board panel certified EPA-TSCA-CARB P2 with low emission of formaldehyde, covered with melamine paper sheet in textured finish bianco luna, canapa and grigio, or in bianco, canapa and grigio aston matt lacquer.*

### MANIGLIE UTILIZZABILI | HANDLES AVAILABLE

- Alfa - Beta - Epsilon - Monitor - T - Vip

### MODULARITÀ PREVISTA | PROVIDED MODULARITY

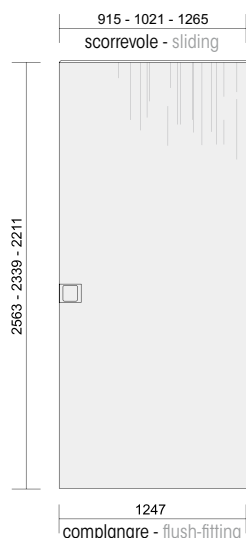


\*\* disponibile in tutta la gamma colori - *available in all the colour range*

# SCORREVOLE | SLIDING DOOR

tipologia di ante | door type

## GEO "A" anta scorr./complanare | sliding/flush-fitting door



sezione - section



### FINITURE | FINISHES

- laccato opaco, lucido e superfici UP -  *matt and glossy lacquer, UP surface \*\**
- essenze |  *woods cat. 1 - cat. 2*

### CARATTERISTICHE TECNICHE | TECHNICAL CHARACTERISTICS

Pannello di particelle di legno leggero, con certificazione EPA-TSCA-CARB P2 a basse emissioni di formaldeide, sp. 30 mm impiallacciato rovere nelle varie finiture oppure nobilitato con carta melaminica per i laccati opachi, lucidi e superfici UP.

*30 mm thick wood lightened particle board panel certified EPA-TSCA-CARB P2 with low emission of formaldehyde, veneered with oak in the full range of finishes, or covered with melamine paper sheet for matt, glossy lacquers or UP surfaces.*

**MANIGLIA:** inserita nell'anta, disponibile nelle varie tinte del rovere, in noce Canaletto o laccato opaco \*\*.

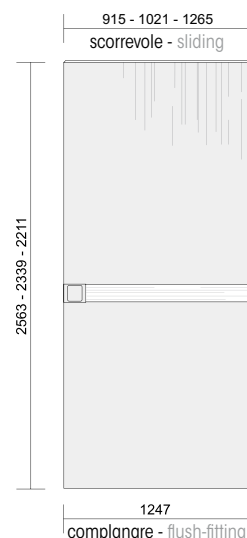
*HANDLE: built-in the door, available in the various finish of the oak, Canaletto walnut or matt lacquer colour \*\*.*

### MODULARITÀ PREVISTA | PROVIDED MODULARITY

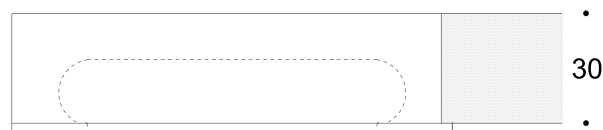


Solo per anta scorrevole  
*Only for sliding door*

## GEO "B" anta scorr./complanare | sliding/flush-fitting door



sezione - section



### FINITURE ANTA | DOOR FINISHES

- laccato opaco, lucido e superfici UP -  *matt and glossy lacquer, UP surface \*\**
- essenze |  *woods cat. 1 - cat. 2*

### CARATTERISTICHE TECNICHE | TECHNICAL CHARACTERISTICS

Pannello di particelle di legno leggero, con certificazione EPA-TSCA-CARB P2 a basse emissioni di formaldeide, sp. 30 mm impiallacciato rovere nelle varie finiture oppure nobilitato con carta melaminica per i laccati opachi, lucidi e superfici UP.

*30 mm thick wood lightened particle board panel certified EPA-TSCA-CARB P2 with low emission of formaldehyde, veneered with oak in the full range of finishes, or covered with melamine paper sheet for matt, glossy lacquers or UP surfaces.*

### FINITURE INSERTO | INSERT FINISHES

- laccato opaco, lucido e superfici UP -  *matt and glossy lacquer, UP surface \*\**
- essenze |  *woods cat. 1 - cat. 2*
- noce Canaletto |  *Canaletto walnut cat. 2*
- laminam® opaco o lucidato |  *matt or glossy laminam®*
- vetro laccato o specchio -  *lacquered glass or mirror \*\**

### CARATTERISTICHE TECNICHE | TECHNICAL CHARACTERISTICS

Pannello sp. 5 mm impiallacciato noce Canaletto, rovere nelle varie finiture oppure nobilitato con carta melaminica per i laccati opachi, lucidi e superfici UP. Laminam® sp. 5,5 mm. Vetro o specchio sp. 4 mm.

*5 mm thick wood panel veneered with Canaletto walnut, oak in the full range of finishes, or covered with melamine paper sheet for matt, glossy lacquers or UP surfaces. Laminam® th. 5,5 mm. Glass or mirror th. 4 mm.*

**MANIGLIA:** inserita nell'anta, disponibile nelle varie tinte del rovere, in noce Canaletto o laccato opaco \*\*.

*HANDLE: built-in the door, available in the various finish of the oak, Canaletto walnut or matt lacquer colour \*\*.*

### MODULARITÀ PREVISTA | PROVIDED MODULARITY

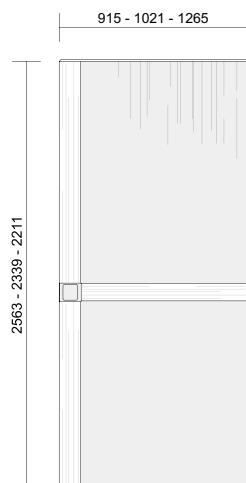


Solo per anta scorrevole  
*Only for sliding door*

# SCORREVOLE | SLIDING DOOR

tipologia di ante | door type

## GEO "C" anta scorrevole | sliding door



sezione - section



### FINITURE ANTA | DOOR FINISHES

- laccato opaco, lucido e superfici UP - *mat and glossy lacquer, UP surface* \*\*
- essenze | *woods* cat. 1 - cat. 2

### CARATTERISTICHE TECNICHE | TECHNICAL CHARACTERISTICS

Pannello di particelle di legno leggero, con certificazione EPA-TSCA-CARB P2 a basse emissioni di formaldeide, sp. 30 mm impiallacciato rovere nelle varie finiture oppure nobilitato con carta melaminica per i laccati opachi, lucidi e superfici UP.

*30 mm thick wood lightened particle board panel certified EPA-TSCA-CARB P2 with low emission of formaldehyde, veneered with oak in the full range of finishes, or covered with melamine paper sheet for matt, glossy lacquers or UP surfaces.*

### FINITURE INSERTI | INSERTS FINISHES

- laccato opaco, lucido e superfici UP - *mat and glossy lacquer, UP surface* \*\*
- essenze | *woods* cat. 1 - cat. 2
- noce Canaletto | *Canaletto walnut* cat. 2
- laminam® opaco o lucidato | *matt or glossy laminam®*
- vetro laccato o specchio - *lacquered glass or mirror* \*\*

### CARATTERISTICHE TECNICHE | TECHNICAL CHARACTERISTICS

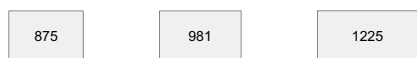
Pannello sp. 5 mm impiallacciato noce Canaletto, rovere nelle varie finiture oppure nobilitato con carta melaminica per i laccati opachi, lucidi e superfici UP. Laminam® sp. 5,5 mm. Vetro o specchio sp. 4 mm.

*5 mm thick wood panel veneered with Canaletto walnut, oak in the full range of finishes, or covered with melamine paper sheet for matt, glossy lacquers or UP surfaces. Laminam® th. 5,5 mm. Glass or mirror th. 4 mm.*

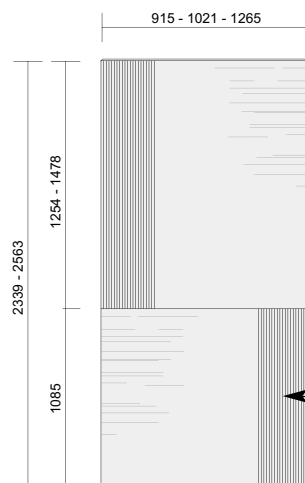
**MANIGLIA:** inserita nell'anta, disponibile nelle varie tinte del rovere, in noce Canaletto o laccato opaco \*\*.

*HANDLE: built-in the door, available in the various finish of the oak, Canaletto walnut or matt lacquer colour \*\*.*

### MODULARITÀ PREVISTA | PROVIDED MODULARITY




## STRIP anta scorrevole | sliding door



Disponibile con inserto liscio oppure con inserto decoro  
*Available with smooth or decorative insert.*

inserto liscio  
*smooth insert*



inserto decoro  
*decorative insert*



### FINITURE ANTA | DOOR FINISHES

- laccato opaco, lucido e superfici UP - *mat and glossy lacquer, UP surface* \*\*
- essenze | *woods* cat. 1 - cat. 2

### CARATTERISTICHE TECNICHE | TECHNICAL CHARACTERISTICS

Pannello di particelle di legno leggero, con certificazione EPA-TSCA-CARB P2 a basse emissioni di formaldeide, sp. 30 mm impiallacciato rovere nelle varie finiture oppure nobilitato con carta melaminica per i laccati opachi, lucidi e superfici UP.

*30 mm thick wood lightened particle board panel certified EPA-TSCA-CARB P2 with low emission of formaldehyde, veneered with oak in the full range of finishes, or covered with melamine paper sheet for matt, glossy lacquers or UP surfaces.*

### FINITURE INSERTO LISCIO | SMOOTH INSERT FINISHES

- laccato opaco, lucido e superfici UP - *mat and glossy lacquer, UP surface* \*\*
- essenze | *woods* cat. 1 - cat. 2
- vetro laccato o specchio - *lacquered glass or mirror* \*\*

### FINITURE INSERTO DECORO | DECORATIVE INSERT FINISHES

- essenze rovere: nodi, gesso, visone, cenere, castoro, termotrattato
- *oak woods: knots, gesso, visone, cenere, castoro, heat-treated finish*
- noce Canaletto | *Canaletto walnut*

### CARATTERISTICHE TECNICHE | TECHNICAL CHARACTERISTICS

Inserto liscio sp. 8 mm impiallacciato rovere nelle varie finiture oppure nobilitato con carta melaminica per i laccati opachi, lucidi e superfici UP. Vetro o specchio sp. 4 mm. Inserto decoro sp. 8 mm in essenza rovere o noce Canaletto con scanalature verticali.

*Smooth insert th. 8 mm, oak veneered in several finishes or covered with melamine paper for matt, glossy lacquers or surfaces UP. Glass or mirror th. 4 mm. Decorative insert th. 8 mm, oak or Canaletto walnut veneered with vertical moulded shape.*

### MANIGLIA | HANDLE

- Epsilon

### MODULARITÀ PREVISTA | PROVIDED MODULARITY

