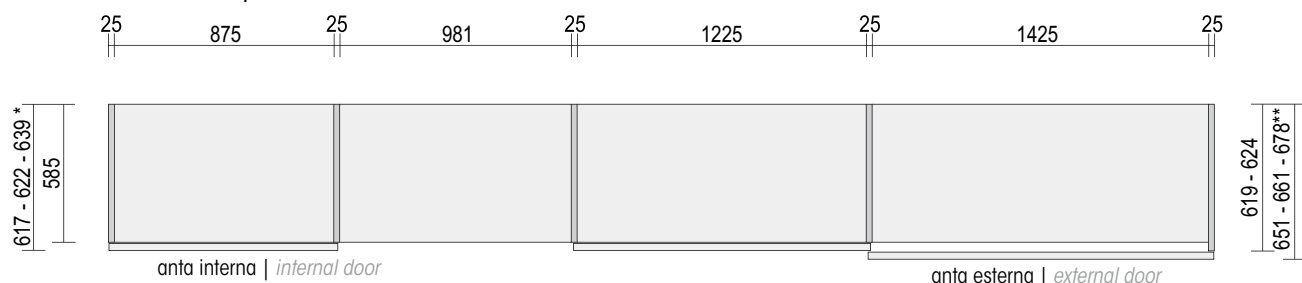


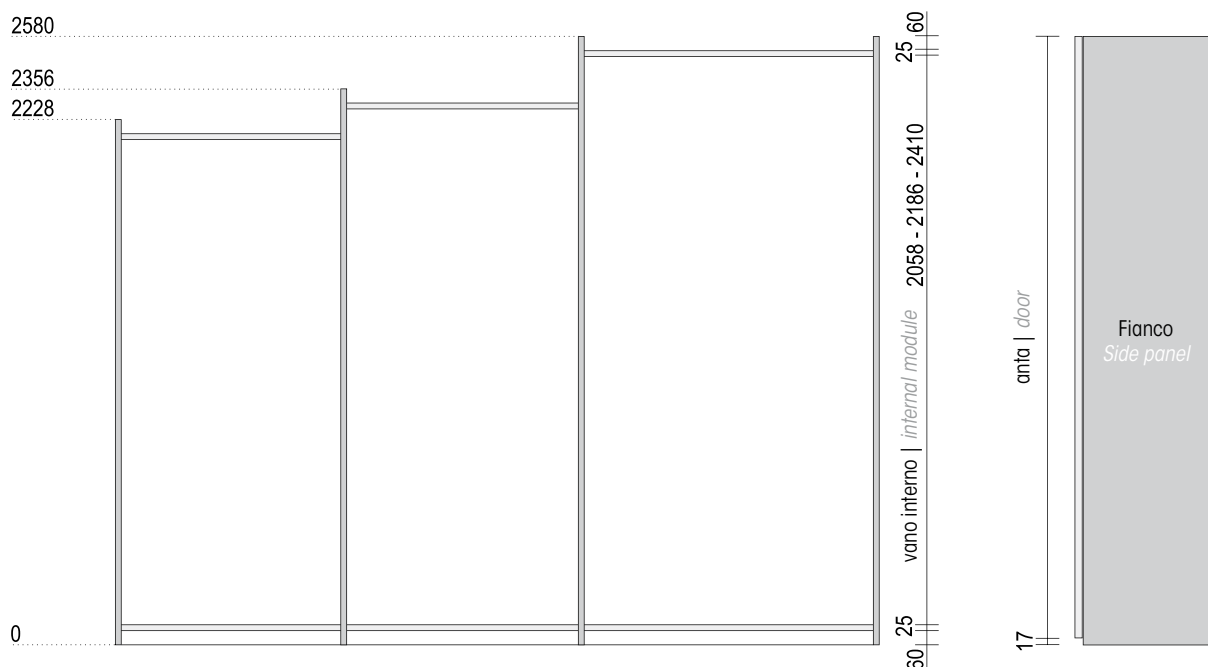
SCORREVOLE | SLIDING DOOR

caratteristiche dimensionali | dimensional characteristics

MODULARITÀ ORIZZONTALE | HORIZONTAL MODULES



MODULARITÀ VERTICALE | VERTICAL MODULES



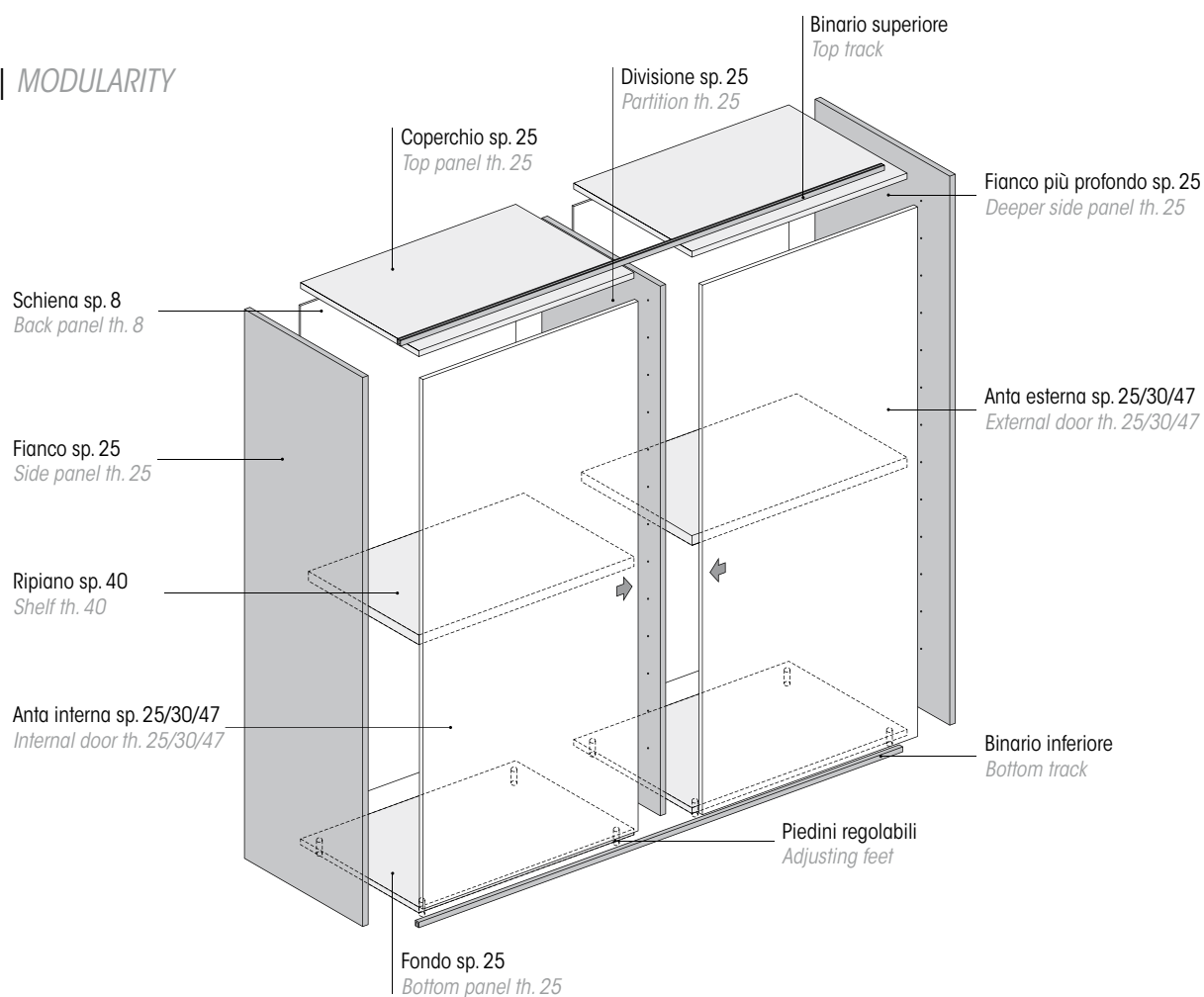
* Prof. lato c/anta interna:
617 c/anta young sp. 25
622 c/anta sp. 30
639 c/anta telaio sp. 47

* Depth side w/internal door:
617 w/young door th. 25
622 with door th. 30
639 w/frame door th. 47

** Prof. totale armadio:
651 c/anta young sp. 25
661 c/anta sp. 30
678 c/anta telaio sp. 47

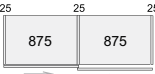
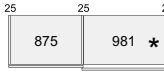



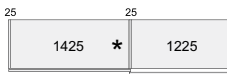
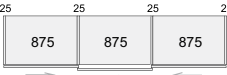
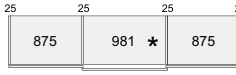


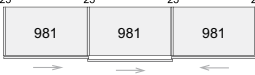
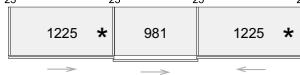
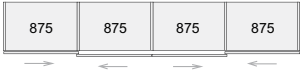
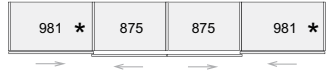






* Depth side w/internal door:
651 w/young door th. 25
661 with door th. 30
678 w/frame door th. 47

COMPONIBILITÀ | MODULARITY



SCORREVOLE | SLIDING DOOR

componibilità orizzontale | horizontal modularity

| larghezza length | | larghezza length | |
|---------------------|---|---------------------|---|
| 1825 |  | 1931 |  |
| 2037 |  | 2281 |  |
| 2525 |  | 2725 |  |
| 2725 |  | 2831 |  |
| 2925 |  | 3287 |  |
| 3043 |  | 3531 |  |
| 3625 |  | 3837 |  |
| 3775 |  | 4175 |  |
| 4049 |  | 4537 |  |
| 4375 |  | | |
| 5025 |  | | <p>* vano non attrezzabile con cassettiere o elementi estraibili</p> <p>* no internal drawers nor removable elements can be placed inside</p> |

ATTENZIONE:

I binari di scorrimento delle ante sono predisposti per il collegamento di un minimo di 2 e di un massimo di 3 vani, qualsiasi sia la loro dimensione. Per composizioni con più di 3 vani si utilizzano più binari. I binari di scorrimento vengono consegnati in un collo a parte e in dimensione intera. La lunghezza è pari alla larghezza totale dell'armadio al netto dei fianchi. I binari per gli armadi a 2 ante alloggiavano di regola 1 anta interna a sinistra e 1 anta esterna a destra, ma è possibile anche la configurazione opposta. I binari per gli armadi a 3 ante alloggiavano 1 anta interna a sinistra, 1 anta esterna centrale (con scorrimento di regola a destra) ed 1 anta interna a destra. Gli armadi composti da più di 3 vani utilizzano più binari. In questo caso la 1° anta a sinistra del 2° binario è dello stesso tipo dell'ultima anta a destra del binario che la precede.

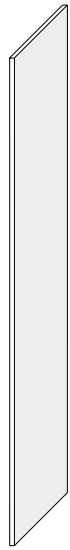
ATTENTION:

The tracks on which the doors slide have been projected for minimum 2- maximum 3 units, whichever their size may be. For larger closets more tracks are needed. The tracks are packed separately and delivered entire. Their length corresponds to the wardrobe length minus the side panels. The 2-door wardrobe tracks fit for 1 left internal door and 1 right external door, but also the opposite configuration is possible. The 3-door wardrobe tracks fit for 1 left internal door, 1 middle external door (sliding rightward, but also the contrary is possible) and 1 right internal door. The wardrobe with more than 3 units need more tracks. The first left door of the second track shall be of the same kind of the last right door of the preceding track.

SCORREVOLE | SLIDING DOOR

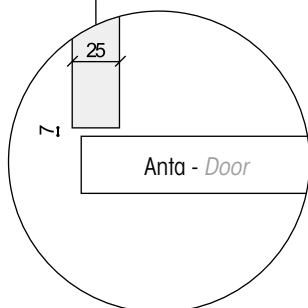
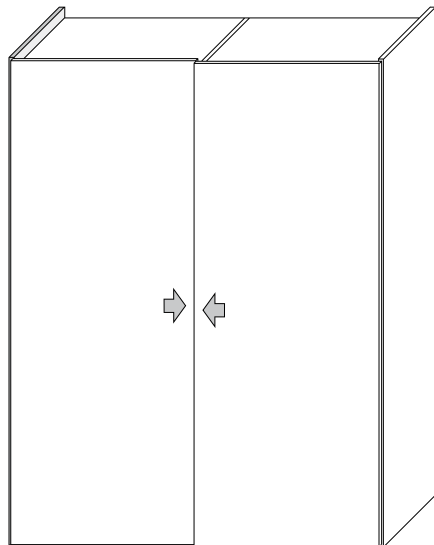

utilizzo fianchi | employ of side panels

FIANCO | SIDE PANEL



Pianta - Plan

25



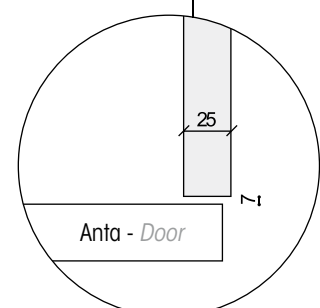
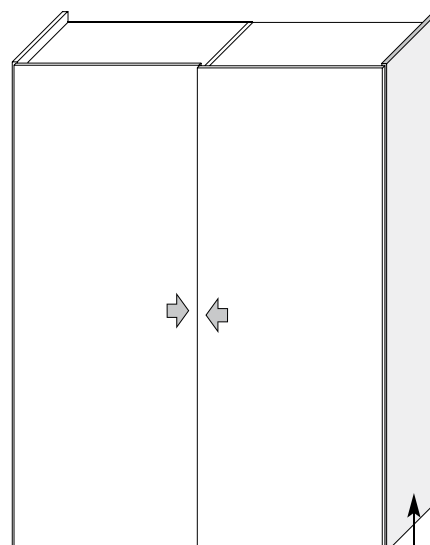
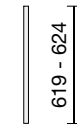
FIANCO | SIDE PANEL
P. | D. 585
Sp. | Th. 25
H. 2228 - 2356 - 2580

FIANCO PIÙ PROFONDO | DEEPER SIDE PANEL



Pianta - Plan

25

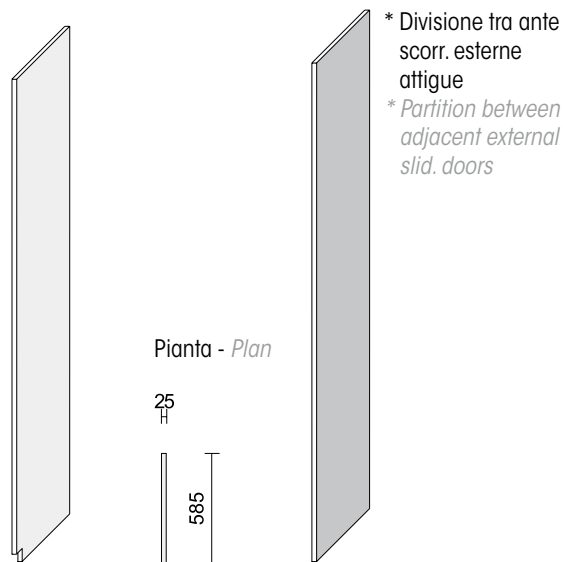


FIANCO PIÙ PROFONDO | DEEPER SIDE PANEL
P. | D. 619 - 624
Sp. | Th. 25
H. 2228 - 2356 - 2580

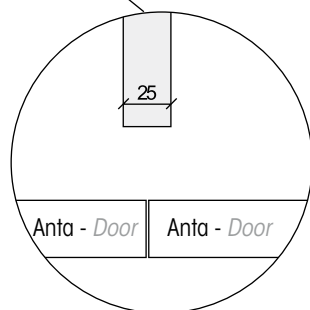
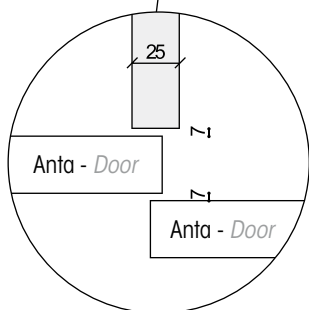
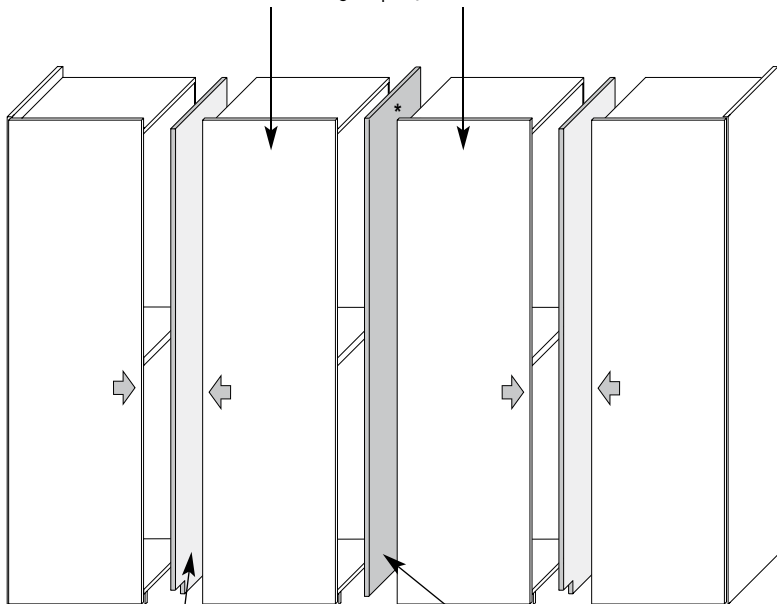
SCORREVOLE | SLIDING DOOR

utilizzo divisioni | employ of partitions

DIVISIONI | PARTITIONS



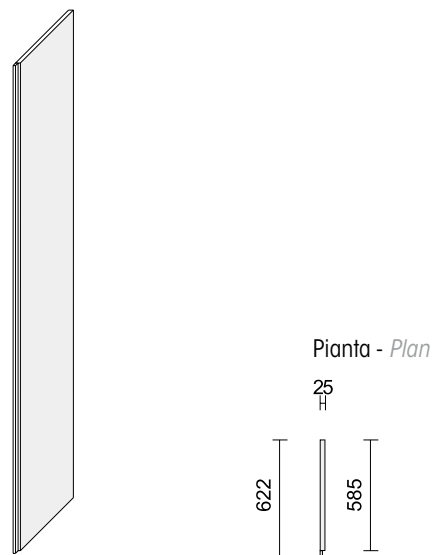
Ante scor. esterne attigue | Adjacent external slid. doors



DIVISIONE | PARTITION
P. | D. 585
Sp. | Th. 25
H. 2168 - 2296 - 2520

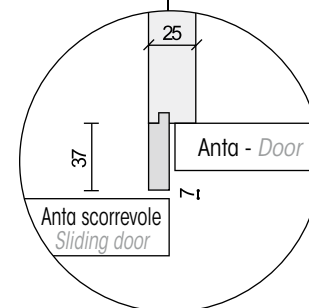
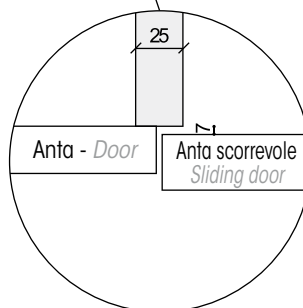
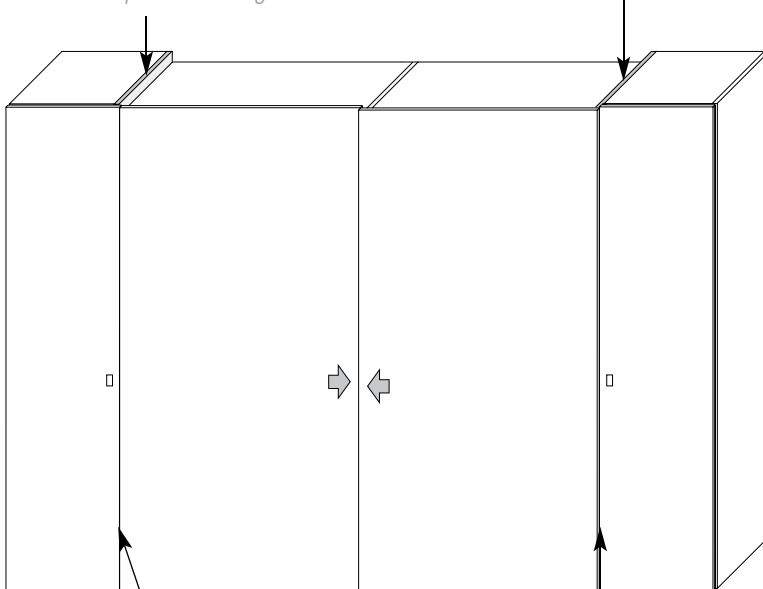
DIVISIONE TRA ANTE SCORR. ESTERNE ATTIGUE
PARTITION BETWEEN ADJAC. EXTERNAL SLID. DOORS
P. | D. 585
Sp. | Th. 25

DIVISIONE SPECIALE | SPECIAL PARTITION



Divisione standard ar. battente
Standard partition for regular wardrobe

Divisione speciale
Special partition



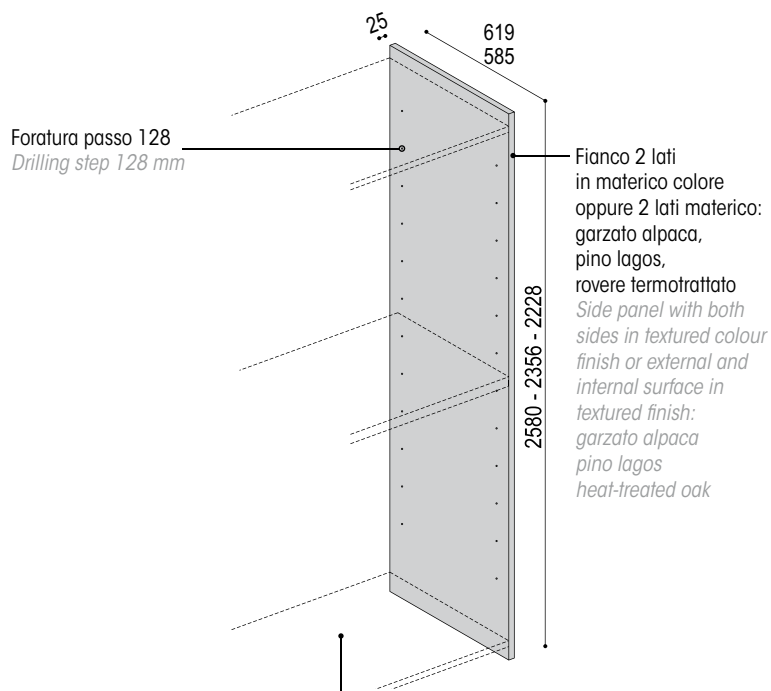
DIVISIONE SPECIALE tra battente e scorrevole
SPECIAL PARTITION between regular and sliding door
P. | D. 622
Sp. | Th. 25
H. 2228 - 2356 - 2580

SCORREVOLE | SLIDING DOOR

caratteristiche fianchi | characteristics of side panels

FIANCHI SP. 25 mm - SIDE PANELS TH. 25 mm

Materico - Textured finish



Fianco 2 lati in materico colore oppure 2 lati materico: garzato alpaca, pino lagos, rovere termotrattato
Side panel with both sides in textured colour finish or external and internal surface in textured finish: garzato alpaca pino lagos heat-treated oak

Fondo, coperchio, ripiani, schiena in materico: garzato alpaca, pino lagos o rovere termotrattato; disponibile anche in finitura laccato opaco.
Bottom, top, shelves, back panel in textured finish: garzato alpaca, pino lagos or heat-treated oak; available also in matt lacquer.

FINITURE - FINISH

Interno ed esterno - Inside and outside

- materico colore bianco luna | bianco luna colour textured finish
- materico colore tortora | tortora colour textured finish
- materico colore grigio | grigio colour textured finish
- materico garzato alpaca | garzato alpaca textured finish
- materico pino lagos | pino lagos textured finish
- materico rovere termotrattato | heat-treated oak textured finish

CARATTERISTICHE TECNICHE - TECHNICAL CHARACTERISTICS

Pannello di particelle di legno con certificazione EPA-TSCA-CARB P2 a basse emissioni di formaldeide sp. 25 mm, nobilitato carta melaminica finitura materico colore bianco luna, tortora e grigio oppure finitura garzato alpaca, pino lagos o rovere termotrattato.

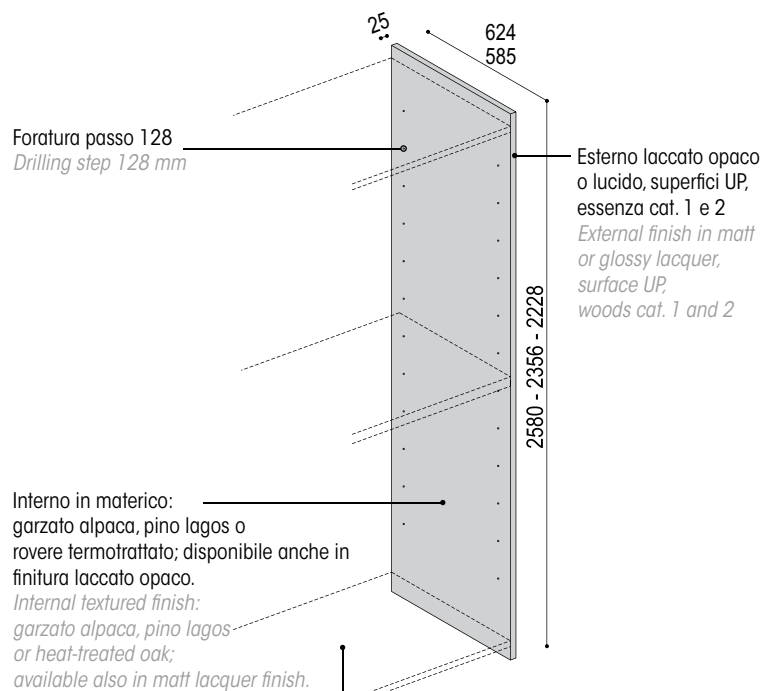
25 mm thick wood particle board panel certified EPA-TSCA-CARB P2 with low emission of formaldehyde, covered with melamine paper sheet in textured finish colour bianco luna, tortora and grigio or finish garzato alpaca, pino lagos or heat-treated oak.

N.B.: Nel lato interno è presente una foratura diametro 3 mm a passo 128, per il posizionamento degli eventuali ripiani.

Note.: Internally, on the side, there is a drilling of 3 mm diameter, step 128, for the placement of shelves.

FIANCHI SP. 25 mm - SIDE PANELS TH. 25 mm

Laccato, superfici up, essenza - Lacquer, up surface, wood



Esterno laccato opaco o lucido, superfici UP, essenza cat. 1 e 2
External finish in matt or glossy lacquer, surface UP, woods cat. 1 and 2

Interno in materico: garzato alpaca, pino lagos o rovere termotrattato; disponibile anche in finitura laccato opaco.
Internal textured finish: garzato alpaca, pino lagos or heat-treated oak; available also in matt lacquer finish.

Fondo, coperchio, ripiani, schiena in materico: garzato alpaca, pino lagos o rovere termotrattato; disponibile anche in finitura laccato opaco.
Bottom, top, shelves, back panel in textured finish: garzato alpaca, pino lagos or heat-treated oak; available also in matt lacquer.

FINITURE - FINISH

Interno - Inside

- materico garzato alpaca | garzato alpaca textured finish
- materico pino lagos | pino lagos textured finish
- materico rovere termotrattato | heat-treated oak textured finish
- laccato opaco | matt lacquer **

Esterno - Outside

- laccato opaco e lucido | matt and glossy lacquer **
- superfici UP | UP surface
- essenze | woods cat. 1 - cat. 2

CARATTERISTICHE TECNICHE - TECHNICAL CHARACTERISTICS

Pannello di particelle di legno con certificazione EPA-TSCA-CARB P2 a basse emissioni di formaldeide sp. 25 mm impiallacciato rovere nelle varie finiture oppure nobilitato con carta melaminica per i laccati opachi, lucidi o superfici UP.

25 mm thick wood particle board panel certified EPA-TSCA-CARB P2 with low emission of formaldehyde, veneered with oak in the full range of finishes, or covered with melamine paper sheet for matt, glossy lacquers or UP surfaces.

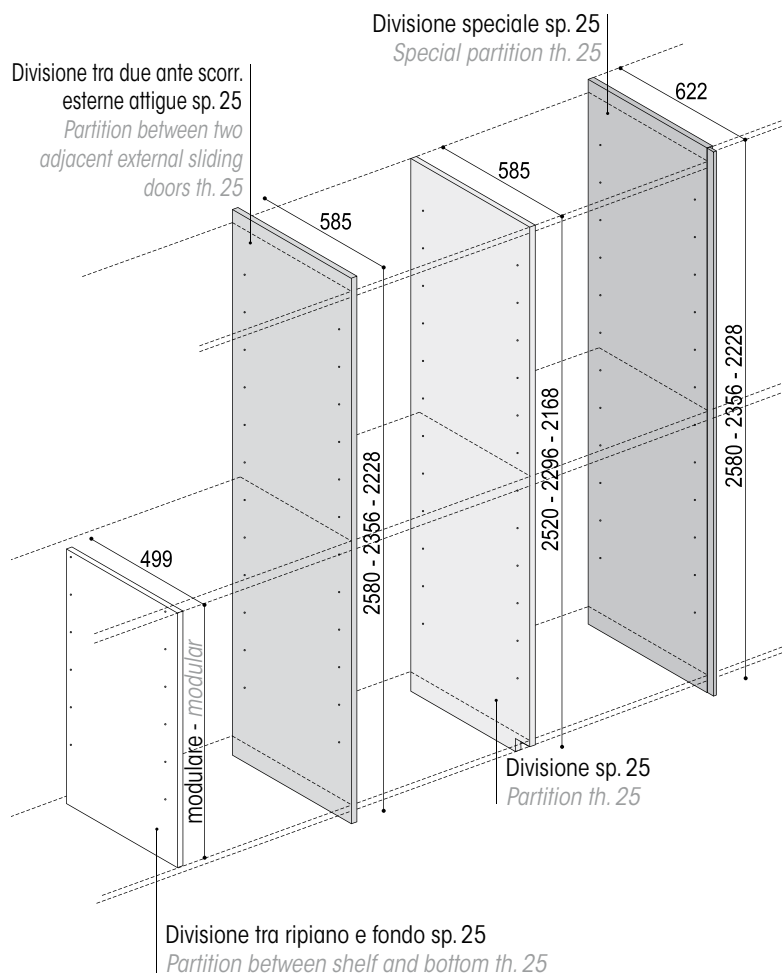
N.B.: Nel lato interno è presente una foratura diametro 3 mm a passo 128, per il posizionamento degli eventuali ripiani.

Note.: Internally, on the side, there is a drilling of 3 mm diameter, step 128, for the placement of shelves.

SCORREVOLE | SLIDING DOOR

caratteristiche divisioni | characteristics of partitions

DIVISIONI SP. 25 mm - PARTITIONS TH. 25 mm



FINITURE | FINISHES

- materico garzato alpaca | *garzato alpaca textured finish*
- materico pino lagos | *pino lagos textured finish*
- materico rovere termotrattato | *heat-treated oak textured finish*
- laccato opaco | *matt lacquer* **

CARATTERISTICHE TECNICHE | TECHNICAL CHARACTERISTICS

Pannello di particelle di legno con certificazione EPA-TSCA-CARB P2 a basse emissioni di formaldeide sp. 25 mm nobilitato con carta melaminica finitura garzato alpaca, pino lagos e rovere termotrattato; disponibile anche laccato opaco.







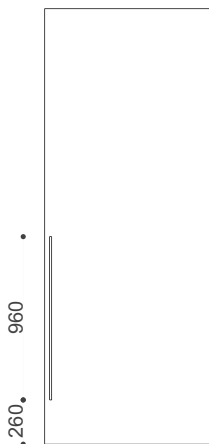
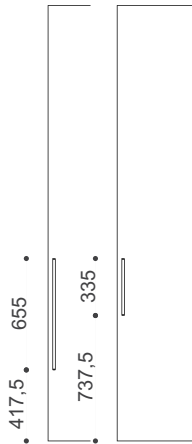
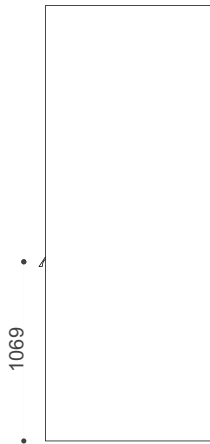

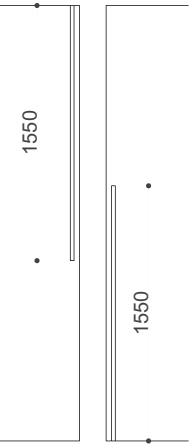
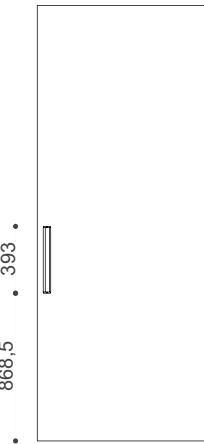
25 mm thick wood particle board panel certified EPA-TSCA-CARB P2 with low emission of formaldehyde, covered with melamine paper sheet in finish garzato alpaca, pino lagos or heat-treated oak. Available also in matt lacquer.

N.B.: Nelle divisioni è presente una foratura diametro 3 mm a passo 128, per il posizionamento degli eventuali ripiani. La divisione tra ripiano e fondo viene tagliata in base all'utilizzo a passo 128 mm.

Note: Partitions are provided with a drilling of 3 mm diameter step 128 mm for the placement of shelves. The partition between shelf and bottom is cut accordingly to the standard step 128 mm.

SCORREVOLE | SLIDING DOOR

maniglie | handles

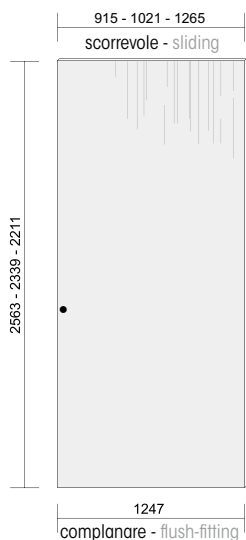
| | ALFA | BETA | EPSILON | MONITOR | T | VIP |
|--|--|--|---|--|---|--|
| |  |  |  |  |  |  |
| FINITURE <i>FINISHES</i> | Nichel satinato <i>Satin nickel</i> | Nichel satinato <i>Satin nickel</i> | Brunito <i>Burnished</i> | Brunito - <i>Burnished</i> Bianco - <i>White</i> | Brunito - <i>Burnished</i> Bianco - <i>White</i> Ottone - <i>Brass</i> | Laccato opaco ** <i>Matt lacquer **</i> |
| LUNGHEZZA E POSIZIONAMENTO <i>LENGTH AND</i> <i>POSITIONING</i> | L. 960  | L. 655 - 335  | 104 x 14 ad incasso laterale <i>built-in on the side</i>  | 135 x 86  | L. 1550  | 393 x 44  |
| UTILIZZABILE NELL'ANTA <i>TO BE USED WITH DOOR</i> | | | | | | |
| YOUNG | <input checked="" type="checkbox"/> | <input checked="" type="checkbox"/> | <input checked="" type="checkbox"/> | <input checked="" type="checkbox"/> | <input checked="" type="checkbox"/> | <input checked="" type="checkbox"/> |
| SLIDE | <input checked="" type="checkbox"/> | <input checked="" type="checkbox"/> | <input checked="" type="checkbox"/> | <input checked="" type="checkbox"/> | <input checked="" type="checkbox"/> | <input checked="" type="checkbox"/> |
| COMPOSTA | | | <input checked="" type="checkbox"/> | | | <input checked="" type="checkbox"/> |
| VERTICAL | | | <input checked="" type="checkbox"/> | | | |
| STRIP | | | <input checked="" type="checkbox"/> | | | |
| CODICE E PREZZO <i>CODE AND PRICE</i> | 40 | L. 655 31 L. 335 23 | 29 | 54 | 66 | 48 |

** disponibile in tutta la gamma colori - available in all the colour range

SCORREVOLE | SLIDING DOOR

tipologia di ante | door type

SLIDE anta scorr./complanare | sliding/flush-fitting door



sezione - section



FINITURE | FINISHES

- laccato opaco, lucido e superfici UP - *matt and glossy lacquer, UP surface ***
- essenze | *woods cat. 1 - cat. 2*

CARATTERISTICHE TECNICHE | TECHNICAL CHARACTERISTICS

Pannello di particelle di legno leggero, con certificazione EPA-TSCA-CARB P2 a basse emissioni di formaldeide, sp. 30 mm impiallacciato rovere nelle varie finiture oppure nobilitato con carta melaminica per i laccati opachi, lucidi e superfici UP.

30 mm thick wood lightened particle board panel certified EPA-TSCA-CARB P2 with low emission of formaldehyde, veneered with oak in the full range of finishes, or covered with melamine paper sheet for matt, glossy lacquers or UP surfaces.

MANIGLIE UTILIZZABILI | HANDLES

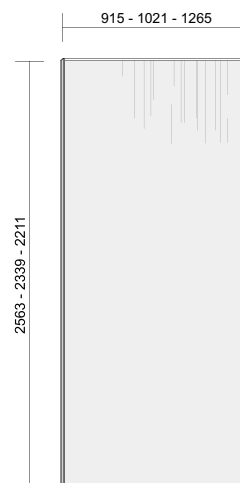
- Alfa - Beta - Epsilon - Monitor - T - Vip

MODULARITÀ PREVISTA | PROVIDED MODULARITY

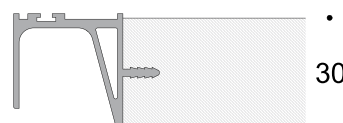


Solo per anta scorrevole
Only for sliding door

TECNO anta scorrevole | sliding door



sezione - section



FINITURE | FINISHES

- laccato opaco, lucido e superfici UP - *matt and glossy lacquer, UP surface ***
- essenze | *woods cat. 1 - cat. 2*

CARATTERISTICHE TECNICHE | TECHNICAL CHARACTERISTICS

Pannello di particelle di legno leggero, con certificazione EPA-TSCA-CARB P2 a basse emissioni di formaldeide, sp. 30 mm impiallacciato rovere nelle varie finiture oppure nobilitato con carta melaminica per i laccati opachi, lucidi e superfici UP.

30 mm thick wood lightened particle board panel certified EPA-TSCA-CARB P2 with low emission of formaldehyde, veneered with oak in the full range of finishes, or covered with melamine paper sheet for matt, glossy lacquers or UP surfaces.

MANIGLIA: inserita per tutta la lunghezza dell'anta, disponibile in finitura laccato opaco **

*HANDLE: built-in along the length of the door, finish available in matt lacquer finish ***

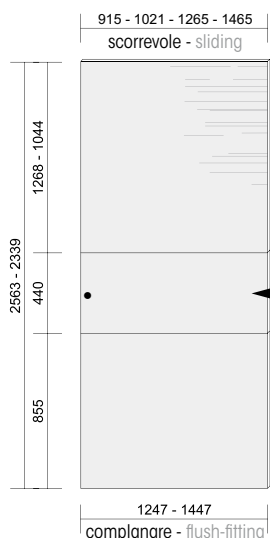
MODULARITÀ PREVISTA | PROVIDED MODULARITY



SCORREVOLE | SLIDING DOOR


tipologia di ante | door type

COMPOSTA anta scorr./complanare | sliding/flush-fitting door



Possibilità di gestire e comporre ognuno dei 3 pannelli con una finitura diversa in base ai propri gusti.
Pannello centrale disponibile anche in noce Canaletto.
*Possibility to manage and compose each one of the 3 panels with a different finish according to personal taste.
The middle panel is also available in Canaletto walnut.*

sezione - section



FINITURE | FINISHES

- laccato opaco, lucido e superfici UP - *matt and glossy lacquer, UP surface ***
- essenze | *woods cat. 1 - cat. 2*

- Noce Canaletto disponibile esclusivamente sul pannello centrale cat. 2
- *Canaletto walnut available only for the middle panel cat. 2*

CARATTERISTICHE TECNICHE | TECHNICAL CHARACTERISTICS

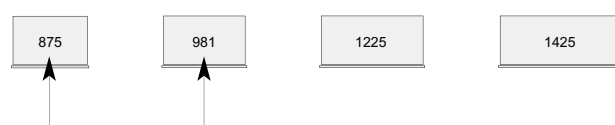
Pannello di particelle di legno leggero, con certificazione EPA-TSCA-CARB P2 a basse emissioni di formaldeide, sp. 30 mm impiallacciato rovere nelle varie finiture oppure nobilitato con carta melaminica per i laccati opachi, lucidi e superfici UP. Pannello centrale disponibile anche in noce Canaletto.

30 mm thick wood lightened particle board panel certified EPA-TSCA-CARB P2 with low emission of formaldehyde, veneered with oak in the full range of finishes, or covered with melamine paper sheet for matt, glossy lacquers or UP surfaces. The middle panel is also available in Canaletto walnut.

MANIGLIE UTILIZZABILI | HANDLES

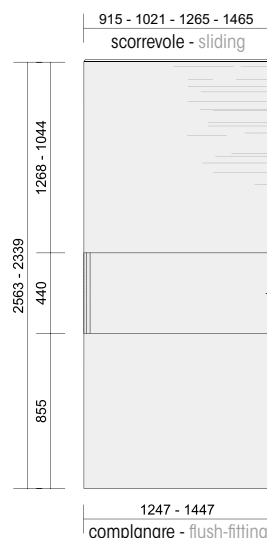
- Epsilon (solo per anta scorrevole | *only for sliding door*)
- Vip

MODULARITÀ PREVISTA | PROVIDED MODULARITY



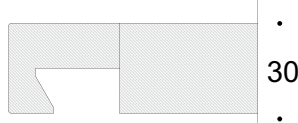
Solo per anta scorrevole - *Only for sliding door*

COMPOSTA PLUS anta scorr./complanare | sliding/flush-fitting door



Possibilità di gestire e comporre ognuno dei 3 pannelli con una finitura diversa in base ai propri gusti.
Pannello centrale disponibile anche in noce Canaletto.
*Possibility to manage and compose each one of the 3 panels with a different finish according to personal taste.
The middle panel is also available in Canaletto walnut.*

sezione - section



FINITURE | FINISHES

- laccato opaco, lucido e superfici UP - *matt and glossy lacquer, UP surface ***
- essenze | *woods cat. 1 - cat. 2*

- Noce Canaletto disponibile esclusivamente sul pannello centrale cat. 2
- *Canaletto walnut available only for the middle panel cat. 2*

CARATTERISTICHE TECNICHE | TECHNICAL CHARACTERISTICS

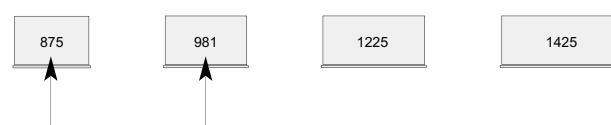
Pannello di particelle di legno leggero, con certificazione EPA-TSCA-CARB P2 a basse emissioni di formaldeide, sp. 30 mm impiallacciato rovere nelle varie finiture oppure nobilitato con carta melaminica per i laccati opachi, lucidi e superfici UP.

Pannello centrale disponibile anche in noce Canaletto.
30 mm thick wood lightened particle board panel certified EPA-TSCA-CARB P2 with low emission of formaldehyde, veneered with oak in the full range of finishes, or covered with melamine paper sheet for matt, glossy lacquers or UP surfaces. The middle panel is also available in Canaletto walnut.

MANIGLIA: inserita su pannello H. 440. Disponibile nelle varie tinte del rovere, in noce Canaletto o laccato opaco **.

*HANDLE: built-in along the panel H. 440 mm. Available in the various finishes of oak, or in Canaletto walnut or matt lacquer **.*

MODULARITÀ PREVISTA | PROVIDED MODULARITY




Solo per anta scorrevole - *Only for sliding door*

SCORREVOLE | SLIDING DOOR

tipologia di ante | door type

GREEN anta scorrevole/complanare | sliding/flush-fitting door



sezione - section



FINITURE | FINISHES

- laccato opaco, lucido e superfici UP - *mat and glossy lacquer, UP surface* **
- essenze | *woods cat. 1 - cat. 2*

CARATTERISTICHE TECNICHE | TECHNICAL CHARACTERISTICS

Pannello di particelle di legno leggero, con certificazione EPA-TSCA-CARB P2 a basse emissioni di formaldeide, sp. 30 mm impiallacciato rovere nelle varie finiture oppure nobilitato con carta melaminica per i laccati opachi, lucidi e superfici UP.

30 mm thick wood lightened particle board panel certified EPA-TSCA-CARB P2 with low emission of formaldehyde, veneered with oak in the full range of finishes, or covered with melamine paper sheet for matt, glossy lacquers or UP surfaces.

MANIGLIA: inserita per tutta la lunghezza del pannello inferiore H. 1044 - 1268, disponibile nelle varie tinte del rovere, in noce Canaletto o laccato opaco **.

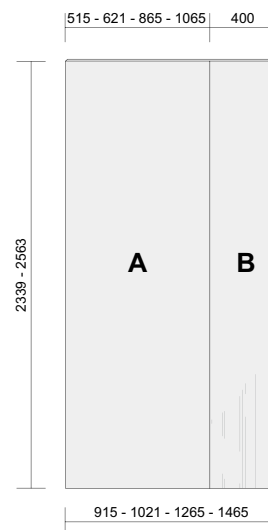
*HANDLE: built-in along the length of the H. 1044-1268 lower panel, available in the various finish of the oak, Canaletto walnut or matt lacquer colour **.*

MODULARITÀ PREVISTA | PROVIDED MODULARITY




Solo per anta scorrevole - *Only for sliding door*

VERTICAL anta scorrevole | sliding door



sezione - section



FINITURE PANNELLO "A" | PANEL "A" FINISHES

- laccato opaco, lucido e superfici UP - *mat and glossy lacquer, UP surface* **

CARATTERISTICHE TECNICHE | TECHNICAL CHARACTERISTICS

Pannello di particelle di legno leggero, con certificazione EPA-TSCA-CARB P2 a basse emissioni di formaldeide, sp. 30 mm nobilitato con carta melaminica per i laccati opachi, lucidi e superfici UP.

30 mm thick wood lightened particle board panel certified EPA-TSCA-CARB P2 with low emission of formaldehyde, covered with melamine paper sheet for matt, glossy lacquers or UP surfaces.

FINITURE PANNELLO "B" | PANEL "B" FINISHES

- laccato opaco, lucido e superfici UP - *mat and glossy lacquer, UP surface* **

- essenze | *woods cat. 1 - cat. 2*

- noce Canaletto | *Canaletto walnut cat. 2*

CARATTERISTICHE TECNICHE | TECHNICAL CHARACTERISTICS

Pannello di particelle di legno leggero, con certificazione EPA-TSCA-CARB P2 a basse emissioni di formaldeide, sp. 30 mm impiallacciato noce Canaletto, rovere nelle varie finiture oppure nobilitato con carta melaminica per i laccati opachi, lucidi e superfici UP.

30 mm thick wood lightened particle board panel certified EPA-TSCA-CARB P2 with low emission of formaldehyde, veneered with Canaletto walnut, oak in the full range of finishes, or covered with melamine paper sheet for matt, glossy lacquers or UP surfaces.

MANIGLIE UTILIZZABILI | HANDLES AVAILABLE

- Epsilon

MODULARITÀ PREVISTA | PROVIDED MODULARITY




** disponibile in tutta la gamma colori - *available in all the colour range*

SCORREVOLE | SLIDING DOOR

tipologia di ante | door type

TELAIO "O" anta scorrevole | sliding door



* Questa larghezza è disponibile solo con vetro bianco o specchi.

* This width is available only with white glass or mirrors.



FINITURE | FINISHES

- laccato opaco, lucido e superfici UP | *mat and glossy lacquer, UP surface* **
- essenze | *woods cat. 1 - cat. 2*
- vetro laccato o specchio - *lacquered glass or mirror* **

CARATTERISTICHE TECNICHE | TECHNICAL CHARACTERISTICS

Pannello di particelle di legno, con certificazione EPA-TSCA-CARB P2 a basse emissioni di formaldeide, sp. 12 mm impiallacciato rovere nelle varie finiture oppure nobilitato con carta melaminica per i laccati opachi, lucidi e superfici UP. Vetro o specchio sp. 4 mm.

12 mm thick wood particle board panel certified EPA-TSCA-CARB P2 with low emission of formaldehyde, veneered with oak in the full range of finishes, or covered with melamine paper sheet for matt, glossy lacquers or UP surfaces. Glass or mirror th. 4 mm.

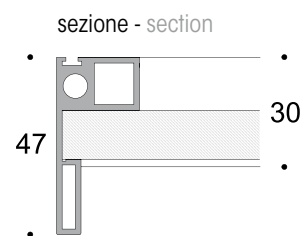

MANIGLIA: il telaio in alluminio dell'anta permette la presa senza bisogno di maniglia, disponibile finitura bianco o laccato opaco colore **

*HANDLE: the aluminium door frame allows the opening without the need for a handle. Available in white or matt lacquer colour. ***

MODULARITÀ PREVISTA | PROVIDED MODULARITY



TELAIO "A" anta scorrevole | sliding door



FINITURE | FINISHES

- laccato opaco, lucido e superfici UP | *mat and glossy lacquer, UP surface* **
- essenze | *woods cat. 1 - cat. 2*
- vetro laccato o specchio - *lacquered glass or mirror* **

CARATTERISTICHE TECNICHE | TECHNICAL CHARACTERISTICS

Pannello di particelle di legno, con certificazione EPA-TSCA-CARB P2 a basse emissioni di formaldeide, sp. 12 mm impiallacciato rovere nelle varie finiture oppure nobilitato con carta melaminica per i laccati opachi, lucidi e superfici UP. Vetro o specchio sp. 4 mm.

12 mm thick wood particle board panel certified EPA-TSCA-CARB P2 with low emission of formaldehyde, veneered with oak in the full range of finishes, or covered with melamine paper sheet for matt, glossy lacquers or UP surfaces. Glass or mirror th. 4 mm.

MANIGLIA: il telaio in alluminio dell'anta permette la presa senza bisogno di maniglia, disponibile finitura bianco o laccato opaco colore **

*HANDLE: the aluminium door frame allows the opening without the need for a handle. Available in white or matt lacquer colour. ***

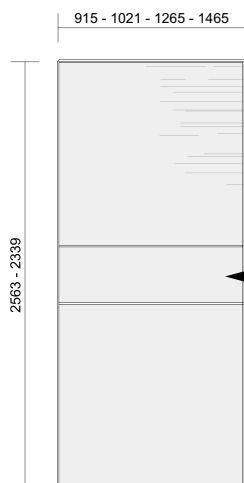
MODULARITÀ PREVISTA | PROVIDED MODULARITY



SCORREVOLE | SLIDING DOOR

tipologia di ante | door type

TELAIO "C" anta scorrevole | sliding door



Pannello centrale disponibile anche in noce Canaletto.
The middle panel is also available in Canaletto walnut.



FINITURE | FINISHES

- laccato opaco, lucido e superfici UP | *mat and glossy lacquer, UP surface* **
- essenze | *woods* cat. 1 - cat. 2
- vetro laccato o specchio - *lacquered glass or mirror* **

- Noce Canaletto disponibile esclusivamente sul pannello centrale cat. 2
- *Canaletto walnut available only for the middle panel cat. 2*

CARATTERISTICHE TECNICHE | TECHNICAL CHARACTERISTICS

Pannello di particelle di legno, con certificazione EPA-TSCA-CARB P2 a basse emissioni di formaldeide, sp. 12 mm impiallacciato rovere nelle varie finiture oppure nobilitato con carta melaminica per i laccati opachi, lucidi e superfici UP. Vetro o specchio sp. 4 mm.

12 mm thick wood particle board panel certified EPA-TSCA-CARB P2 with low emission of formaldehyde, veneered with oak in the full range of finishes, or covered with melamine paper sheet for matt, glossy lacquers or UP surfaces. Glass or mirror th. 4 mm.


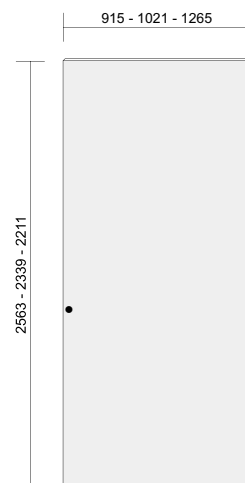
MANIGLIA: il telaio in alluminio dell'anta permette la presa senza bisogno di maniglia, disponibile finitura bianco o laccato opaco colore **

HANDLE: the aluminium door frame allows the opening without the need for a handle. Available in white or matt lacquer colour. **

MODULARITÀ PREVISTA | PROVIDED MODULARITY



YOUNG anta scorrevole | sliding door



FINITURE MATERICO COLORE - COLOUR TEXTURED FINISHES

- materico colore bianco luna | *bianco luna colour textured finish*
- materico colore canapa | *canapa colour textured finish*
- materico colore grigio | *grigio colour textured finish*

FINITURE MATERICO LACCATO OPACO - MATT LACQUER TEXTURED FINISHES

- 9003 bianco
- Y20259 canapa
- 7039 grigio aston

CARATTERISTICHE TECNICHE | TECHNICAL CHARACTERISTICS

Pannello di particelle di legno con certificazione EPA-TSCA-CARB P2 a basse emissioni di formaldeide sp. 25 mm, nobilitato carta melaminica finitura materico colore bianco luna, canapa e grigio, oppure laccato opaco bianco, canapa e grigio aston.

25 mm thick wood particle board panel certified EPA-TSCA-CARB P2 with low emission of formaldehyde, covered with melamine paper sheet in textured finish bianco luna, canapa and grigio, or in bianco, canapa and grigio aston matt lacquer.

MANIGLIE UTILIZZABILI | HANDLES AVAILABLE

- Alfa - Beta - Epsilon - Monitor - T - Vip

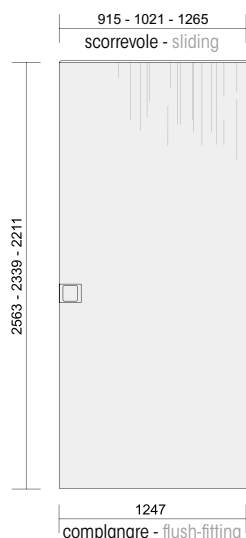
MODULARITÀ PREVISTA | PROVIDED MODULARITY



SCORREVOLE | SLIDING DOOR

tipologia di ante | door type

GEO "A" anta scorr./complanare | sliding/flush-fitting door



sezione - section



FINITURE | FINISHES

- laccato opaco, lucido e superfici UP - *matt and glossy lacquer, UP surface ***
- essenze | *woods cat. 1 - cat. 2*

CARATTERISTICHE TECNICHE | TECHNICAL CHARACTERISTICS

Pannello di particelle di legno leggero, con certificazione EPA-TSCA-CARB P2 a basse emissioni di formaldeide, sp. 30 mm impiallacciato rovere nelle varie finiture oppure nobilitato con carta melaminica per i laccati opachi, lucidi e superfici UP.

30 mm thick wood lightened particle board panel certified EPA-TSCA-CARB P2 with low emission of formaldehyde, veneered with oak in the full range of finishes, or covered with melamine paper sheet for matt, glossy lacquers or UP surfaces.

MANIGLIA: inserita nell'anta, disponibile nelle varie tinte del rovere, in noce Canaletto o laccato opaco **.

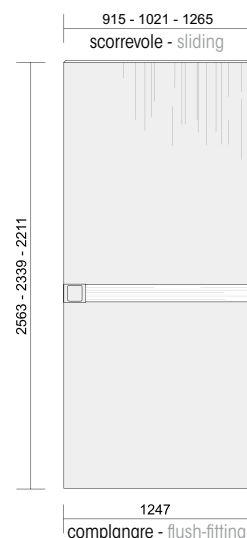
*HANDLE: built-in the door, available in the various finish of the oak, Canaletto walnut or matt lacquer colour **.*

MODULARITÀ PREVISTA | PROVIDED MODULARITY

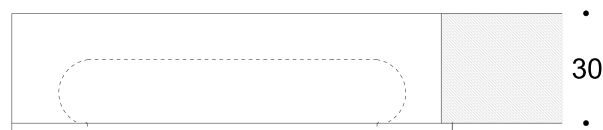


Solo per anta scorrevole
Only for sliding door

GEO "B" anta scorr./complanare | sliding/flush-fitting door



sezione - section



FINITURE ANTA | DOOR FINISHES

- laccato opaco, lucido e superfici UP - *matt and glossy lacquer, UP surface ***
- essenze | *woods cat. 1 - cat. 2*

CARATTERISTICHE TECNICHE | TECHNICAL CHARACTERISTICS

Pannello di particelle di legno leggero, con certificazione EPA-TSCA-CARB P2 a basse emissioni di formaldeide, sp. 30 mm impiallacciato rovere nelle varie finiture oppure nobilitato con carta melaminica per i laccati opachi, lucidi e superfici UP.

30 mm thick wood lightened particle board panel certified EPA-TSCA-CARB P2 with low emission of formaldehyde, veneered with oak in the full range of finishes, or covered with melamine paper sheet for matt, glossy lacquers or UP surfaces.

FINITURE INSERTO | INSERT FINISHES

- laccato opaco, lucido e superfici UP - *matt and glossy lacquer, UP surface ***
- essenze | *woods cat. 1 - cat. 2*
- noce Canaletto | *Canaletto walnut cat. 2*
- laminam® opaco o lucidato | *matt or glossy laminam®*
- vetro laccato o specchio - *lacquered glass or mirror ***

CARATTERISTICHE TECNICHE | TECHNICAL CHARACTERISTICS

Pannello sp. 5 mm impiallacciato noce Canaletto, rovere nelle varie finiture oppure nobilitato con carta melaminica per i laccati opachi, lucidi e superfici UP. Laminam® sp. 5,5 mm. Vetro o specchio sp. 4 mm.

5 mm thick wood panel veneered with Canaletto walnut, oak in the full range of finishes, or covered with melamine paper sheet for matt, glossy lacquers or UP surfaces. Laminam® th. 5,5 mm. Glass or mirror th. 4 mm.

MANIGLIA: inserita nell'anta, disponibile nelle varie tinte del rovere, in noce Canaletto o laccato opaco **.

*HANDLE: built-in the door, available in the various finish of the oak, Canaletto walnut or matt lacquer colour **.*

MODULARITÀ PREVISTA | PROVIDED MODULARITY



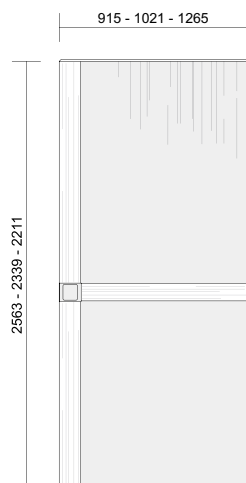
Solo per anta scorrevole
Only for sliding door

** disponibile in tutta la gamma colori - *available in all the colour range*

SCORREVOLE | SLIDING DOOR

tipologia di ante | door type

GEO "C" anta scorrevole | sliding door



sezione - section



FINITURE ANTA | DOOR FINISHES

- laccato opaco, lucido e superfici UP - *mat and glossy lacquer, UP surface* **
- essenze | *woods* cat. 1 - cat. 2

CARATTERISTICHE TECNICHE | TECHNICAL CHARACTERISTICS

Pannello di particelle di legno leggero, con certificazione EPA-TSCA-CARB P2 a basse emissioni di formaldeide, sp. 30 mm impiallacciato rovere nelle varie finiture oppure nobilitato con carta melaminica per i laccati opachi, lucidi e superfici UP.

30 mm thick wood lightened particle board panel certified EPA-TSCA-CARB P2 with low emission of formaldehyde, veneered with oak in the full range of finishes, or covered with melamine paper sheet for matt, glossy lacquers or UP surfaces.

FINITURE INSERTI | INSERTS FINISHES

- laccato opaco, lucido e superfici UP - *mat and glossy lacquer, UP surface* **
- essenze | *woods* cat. 1 - cat. 2
- noce Canaletto | *Canaletto walnut* cat. 2
- laminam® opaco o lucidato | *matt or glossy laminam®*
- vetro laccato o specchio - *lacquered glass or mirror* **

CARATTERISTICHE TECNICHE | TECHNICAL CHARACTERISTICS

Pannello sp. 5 mm impiallacciato noce Canaletto, rovere nelle varie finiture oppure nobilitato con carta melaminica per i laccati opachi, lucidi e superfici UP. Laminam® sp. 5,5 mm. Vetro o specchio sp. 4 mm.

5 mm thick wood panel veneered with Canaletto walnut, oak in the full range of finishes, or covered with melamine paper sheet for matt, glossy lacquers or UP surfaces. Laminam® th. 5,5 mm. Glass or mirror th. 4 mm.

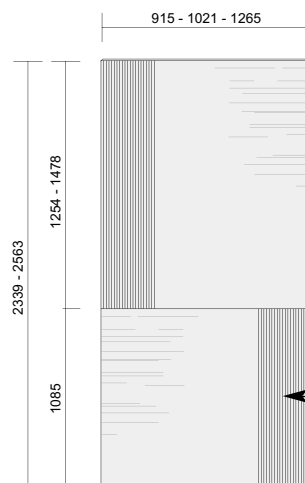
MANIGLIA: inserita nell'anta, disponibile nelle varie tinte del rovere, in noce Canaletto o laccato opaco **.

*HANDLE: built-in the door, available in the various finish of the oak, Canaletto walnut or matt lacquer colour **.*

MODULARITÀ PREVISTA | PROVIDED MODULARITY




STRIP anta scorrevole | sliding door



Disponibile con inserto liscio oppure con inserto decoro
Available with smooth or decorative insert.

inserto liscio
smooth insert



inserto decoro
decorative insert



FINITURE ANTA | DOOR FINISHES

- laccato opaco, lucido e superfici UP - *mat and glossy lacquer, UP surface* **
- essenze | *woods* cat. 1 - cat. 2

CARATTERISTICHE TECNICHE | TECHNICAL CHARACTERISTICS

Pannello di particelle di legno leggero, con certificazione EPA-TSCA-CARB P2 a basse emissioni di formaldeide, sp. 30 mm impiallacciato rovere nelle varie finiture oppure nobilitato con carta melaminica per i laccati opachi, lucidi e superfici UP.

30 mm thick wood lightened particle board panel certified EPA-TSCA-CARB P2 with low emission of formaldehyde, veneered with oak in the full range of finishes, or covered with melamine paper sheet for matt, glossy lacquers or UP surfaces.

FINITURE INSERTO LISCIO | SMOOTH INSERT FINISHES

- laccato opaco, lucido e superfici UP - *mat and glossy lacquer, UP surface* **
- essenze | *woods* cat. 1 - cat. 2
- vetro laccato o specchio - *lacquered glass or mirror* **

FINITURE INSERTO DECORO | DECORATIVE INSERT FINISHES

- essenze rovere: nodi, gesso, visone, cenere, castoro, termotrattato
- *oak woods: knots, gesso, visone, cenere, castoro, heat-treated finish*
- noce Canaletto | *Canaletto walnut*

CARATTERISTICHE TECNICHE | TECHNICAL CHARACTERISTICS

Inserto liscio sp. 8 mm impiallacciato rovere nelle varie finiture oppure nobilitato con carta melaminica per i laccati opachi, lucidi e superfici UP. Vetro o specchio sp. 4 mm. Inserto decoro sp. 8 mm in essenza rovere o noce Canaletto con scanalature verticali.

Smooth insert th. 8 mm, oak veneered in several finishes or covered with melamine paper for matt, glossy lacquers or surfaces UP. Glass or mirror th. 4 mm. Decorative insert th. 8 mm, oak or Canaletto walnut veneered with vertical moulded shape.

MANIGLIA | HANDLE

- Epsilon

MODULARITÀ PREVISTA | PROVIDED MODULARITY

