

feel

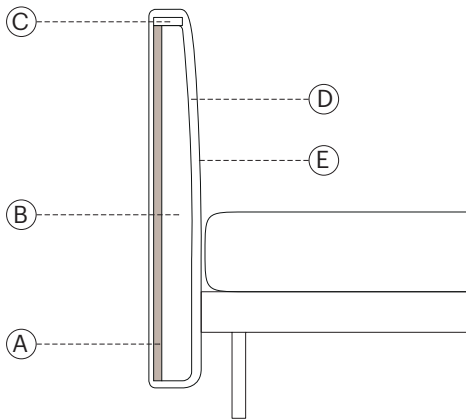
design bolzan LAB



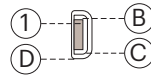
L'eleganza è la sola bellezza che non sfiorisce mai: questa frase di Audrey Hepburn si addice a Feel, un letto ispirato a un ideale di armonia che va oltre il tempo e le mode. Snello nelle forme, morbido nelle sensazioni, vestito con raffinati tessuti, si distingue per l'accogliente testiera doppia, dal profilo lievemente arcuato.

Elegance is the beauty that never fades: this quote from Audrey Hepburn is suitable for Feel, a bed inspired by a harmony ideal going beyond time and trends. It is thin in its shapes, soft in its feelings, and dressed with refined fabrics, Feel bed is distinguishing for its comfortable double, slightly arched headboard.

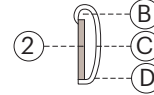
informazioni tecniche / technical info:



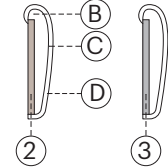
h 9



h 20



h 29



testata / headboard

- A. truciolare 18mm / 18mm multilayer
- B. espanso ignifugo D 30 kg/mc / fire resistant foam D 30 kg/mc
- C. espanso ignifugo D 120 kg/mc / fire resistant foam D 120 kg/mc
- D. resinato poliesteri ignifugo 100g / 100g fire resistant resined polyester fiber
- E. maglia polipropilene 70g / 70g polypropylene mesh

giroletti / bedframes

- 1. MDF 40mm / 40mm MDF
- B. espanso ignifugo D 35 kg/mc / fire resistant foam D 35 kg/mc
- C. resinato poliesteri ignifugo 100g / 100g fire resistant resined polyester fiber
- D. maglia polipropilene 70g / 70g polypropylene mesh
- 2. listellare abete 22mm 3 strati / 22mm 3-layer fir blockboard
- 3. estruso in alluminio 22mm / 22 mm extruded aluminum

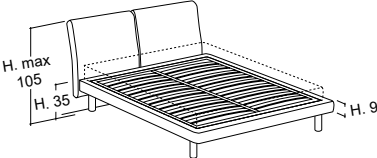
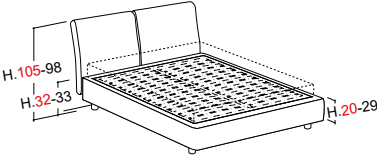
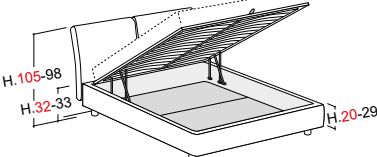
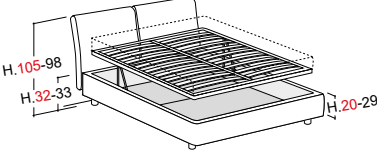
predisposto per materassi / for mattresses:

90 x 200	35 ³ / ₈ " x 78 ⁶ / ₈ "
120 x 200	47 ² / ₈ " x 78 ⁶ / ₈ "
140 x 200	55 ¹ / ₈ " x 78 ⁶ / ₈ "
160 x 200	63" x 78 ⁶ / ₈ "
170 x 200	66 ⁷ / ₈ " x 78 ⁶ / ₈ "
180 x 200	70 ⁷ / ₈ " x 78 ⁶ / ₈ "

137 x 190	54" x 75"	F ull double size
153 x 203	60" x 80"	Q ueen size
193 x 203	76" x 80"	K ing size

Feel / Firwood structure

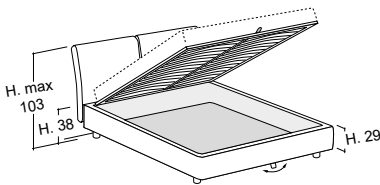
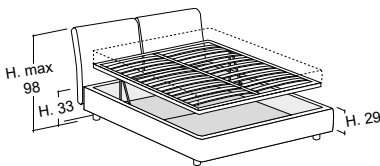
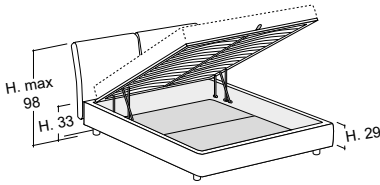
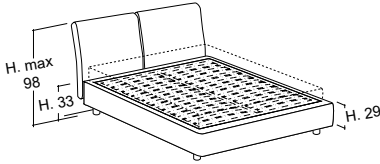
Standard feet Vasetto - completely removable cover in fabric - non removable headboard cover in leather or eco-leather

	Mattress	Ext. dimension	Code	D	C	A	Plus	Luxury fabric	Luxury leather	Nuvola fabric	Nuvola leather	TCL	Cover		kg	
													ml	mc		
thin base h.9 orthopaedic slatted base included carrying slat 	90x200	110x219	TAS9										5.5	0.36	60	
	120x200	140x219	TAD9										6.5	0.44	72	
	135x190	155x209	TAI9										7.1	0.49	80	
	137x190 DOUBLE 54X75"	155x209	TAE9										7.1	0.49	80	
	150x200	170x219	TAL9										7.6	0.52	84	
	153x203 QUEEN 60X80"	170x219	TAQ9										7.6	0.52	84	
	160x200	180x219	TAM9										8	0.55	88	
	170x200	190x219	TAF9										8.5	0.57	91	
	180x200	200x219	TAG9										9	0.6	96	
	190x200	210x219	TAP9										10	0.64	103	
	193x203 KING 76X80"	213x219	TAK9										10	0.64	103	
	Loose cover			RTA										0.02		8
	rounded base h.20 - rounded base h.29 without slatted base (to choose a slatted base see flap on the right) 	90x200	110x221	TAS29										5.5	0.4	59
120x200		140x221	TAD29										6.5	0.46	67	
135x190		155x211	TAI29										7.1	0.49	71	
137x190 DOUBLE 54X75"		155x211	TAE29										7.1	0.49	71	
150x200		170x221	TAL29										7.6	0.52	74	
153x203 QUEEN 60X80"		173x224	TAQ29										7.6	0.52	74	
160x200		180x221	TAM29										8	0.53	75	
170x200		190x221	TAF29										8.5	0.55	80	
180x200		200x221	TAG29										9	0.57	84	
190x200		210x221	TAP29										10	0.6	90	
193x203 KING 76X80"		213x224	TAK29										10	0.6	90	
Loose cover				RTA										0.02		8
rounded base h.20 - rounded base h.29 w/BOX orthopaedic slatted base included suggested weights for mattresses (see flap on the right) 		90x200	110x221	TAS29B										5.5	0.49	99
	120x200	140x221	TAD29B										6.5	0.59	118	
	135x190	155x211	TAI29B										7.2	0.65	123	
	137x190 DOUBLE 54X75"	155x211	TAE29B										7.2	0.65	123	
	150x200	170x221	TAL29B										7.7	0.69	127	
	153x203 QUEEN 60X80"	173x224	TAQ29B										7.7	0.69	127	
	160x200	180x221	TAM29B										8	0.72	130	
	170x200	190x221	TAF29B										8.5	0.75	138	
	180x200	200x221	TAG29B										9	0.78	144	
	190x200	210x221	TAP29B										10	0.82	152	
	193x203 KING 76X80"	213x224	TAK29B										10	0.82	152	
	available inside height in Box 12-18cm			RTA										0.02		8
	rounded base h.20 - rounded base h.29 w/easy-up BOX orthopaedic slatted base included suggested weights for mattresses (see flap on the right) 	90x200	110x221	TAS29BE										5.5	0.53	109
120x200		140x221	TAD29BE										6.5	0.63	128	
135x190		155x211	TAI29BE										7.2	0.68	133	
137x190 DOUBLE 54X75"		155x211	TAE29BE										7.2	0.68	133	
150x200		170x221	TAL29BE										7.7	0.73	137	
153x203 QUEEN 60X80"		173x224	TAQ29BE										7.7	0.73	137	
160x200		180x221	TAM29BE										8	0.76	140	
170x200		190x221	TAF29BE										8.5	0.79	148	
180x200		200x221	TAG29BE										9	0.82	154	
190x200		210x221	TAP29BE										10	0.86	162	
193x203 KING 76X80"		213x224	TAK29BE										10	0.86	162	
available inside height in Box 12-18cm				RTA										0.02		8

Feel / Aluminum structure

Standard feet Vasetto - completely removable cover in fabric - non removable headboard cover in leather or ecoleather

	Mattress	Ext. dimension	Code	D	C	A	Plus	Luxury fabric	Luxury leather	Nuvola fabric	Nuvola leather	TCL	Cover			
													ml	mc	kg	
rounded base h.29 without box without slatted base (to choose a slatted base see flap on the right)	90x200	110x221	TAS29A										5.5	0.4	55	
	120x200	140x221	TAD29A										6.5	0.46	60	
	135x190	155x211	TAI29A										7.1	0.49	63	
	137x190 DOUBLE 54X75"	155x211	TAE29A										7.1	0.49	63	
	150x200	170x221	TAL29A										7.6	0.52	67	
	153x203 QUEEN 60X80"	173x224	TAQ29A										7.6	0.52	67	
	160x200	180x221	TAM29A										8	0.53	68	
	170x200	190x221	TAF29A										8.5	0.55	73	
	180x200	200x221	TAG29A										9	0.57	78	
	190x200	210x221	TAP29A										10	0.6	85	
	193x203 KING 76X80"	213x224	TAK29A										10	0.6	85	
		Loose cover		RTAA										0.02		8
rounded base h.29 w/BOX orthopaedic slatted base included suggested weights for mattresses (see flap on the right)	90x200	110x221	TAS29BA										5.5	0.49	100	
	120x200	140x221	TAD29BA										6.5	0.59	119	
	135x190	155x211	TAI29BA										7.2	0.65	125	
	137x190 DOUBLE 54X75"	155x211	TAE29BA										7.2	0.65	125	
	150x200	170x221	TAL29BA										7.7	0.69	130	
	153x203 QUEEN 60X80"	173x224	TAQ29BA										7.7	0.69	130	
	160x200	180x221	TAM29BA										8	0.72	133	
	170x200	190x221	TAF29BA										8.5	0.75	141	
	180x200	200x221	TAG29BA										9	0.78	148	
	190x200	210x221	TAP29BA										10	0.82	157	
	193x203 KING 76X80"	213x224	TAK29BA										10	0.82	157	
		Loose cover		RTAA										0.02		8
rounded base h.29 w/easy-up BOX orthopaedic slatted base included suggested weights for mattresses (see flap on the right)	90x200	110x221	TAS29BEA										5.5	0.53	110	
	120x200	140x221	TAD29BEA										6.5	0.63	129	
	135x190	155x211	TAI29BEA										7.2	0.68	135	
	137x190 DOUBLE 54X75"	155x211	TAE29BEA										7.2	0.68	135	
	150x200	170x221	TAL29BEA										7.7	0.73	140	
	153x203 QUEEN 60X80"	173x224	TAQ29BEA										7.7	0.73	140	
	160x200	180x221	TAM29BEA										8	0.76	143	
	170x200	190x221	TAF29BEA										8.5	0.79	151	
	180x200	200x221	TAG29BEA										9	0.82	158	
	190x200	210x221	TAP29BEA										10	0.86	167	
	193x203 KING 76X80"	213x224	TAK29BEA										10	0.86	167	
		Loose cover		RTAA										0.02		8
rounded base h.29 w/HANDS FREE BOX orthopaedic slatted base included Specify mattress weight (see flap on the right)	150x200	170x224	TAL29BHF										7.7	0.73	136	
	153x203 QUEEN 60X80"	173x227	TAQ29BHF										7.7	0.73	136	
	160x200	180x224	TAM29BHF										8	0.76	139	
	170x200	190x224	TAF29BHF										8.5	0.79	147	
	180x200	200x224	TAG29BHF										9	0.82	155	
	190x200	210x224	TAP29BHF										10	0.86	165	
	193x203 KING 76X80"	213x227	TAK29BHF										10	0.86	165	
		Loose cover		RTAHF										0.02		8



GIROLETTI E PIEDINI / BEDFRAMES AND FEET

pieдини in legno / wooden feet:

pieдини realizzati in legno di frassino con possibilità di essere tinti, verniciati ral o foderati in tessuto a scelta.

ash wood legs with the possibility of being dyed, RAL varnished or lined with fabric (of your choice)

pieдини in metallo / metal feet:

pieдини realizzati in metallo con possibilità di essere verniciati effetto ottone o colori ral.

metal legs with the possibility of being painted in brass effect or RAL varnished.

bedframe h.9 cm




cilindro
H 26 cm 10²/₈"



vasetto
H 26 cm 10²/₈"



vasetto inclinato
H 26 cm 10²/₈"



tubino
H 26 cm 10²/₈"



lamina
H 26 cm 10²/₈"



arco
H 26 cm 10²/₈"

bedframe h.20 cm



cilindro
H 12,5 cm 4⁷/₈"



vasetto
H 12,5 cm 4⁷/₈"



tubino
H 12,5 cm 4⁷/₈"



lamina
H 15 cm 5⁷/₈"

bedframe h.29 cm



vasetto h. 4cm
H 4 cm 1⁵/₈"



vasetto h. 9-12,5 cm
H 9 cm 3⁴/₈"
H 12,5 cm 4⁷/₈"



cipolla
H 8 cm 3¹/₈"

finiture legno tinto / lacquered wood finishes:



noce / walnut



ciliegio / cherry



rovere / oak



wengè

finiture metallo / metal finishes:



ottone satinato /
brushed brass

finiture laccati ral / ral lacquered finishes:



bianco / white
RAL 9010



nero / black
RAL 9011



grigio / grey
RAL 7044



marrone / brown
RAL 8019



rosso / red
RAL 3005



verde / green
RAL 6020



blu / blue
RAL 5008

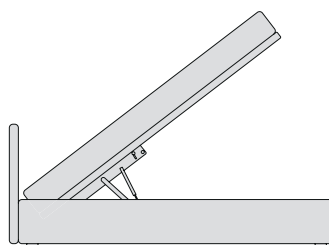
h. 20-29 SISTEMA CONTENITORE / BOX SYSTEM



box

BOX

apertura basic del box grazie ad un semplice sistema a leva / basic opening of storage box thanks to a simple lever system



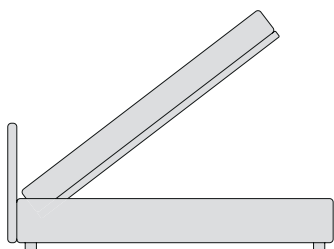
interno in legno



interno in alluminio
only for h29cm

HANDS-FREE solo per h.29 cm / only for h.29cm

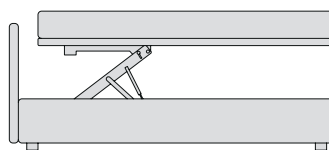
apertura del box senza l'uso delle mani e grazie al box completamente in alluminio è privo di pistoncini a vista / The mechanism allows to open the storage box without hands, and thanks to its aluminum structure, the storage box has inner pistons, thus maintaining a top-notch design



interno in alluminio
only for h29cm

EASY UP

grazie al movimento che mantiene la rete all'interno dello spazio occupato dal letto, ottimizza lo spazio all'interno della stanza / mechanism optimizes the space inside the room thanks to its movement that keeps the slatted base within the space occupied by the bed



interno in legno

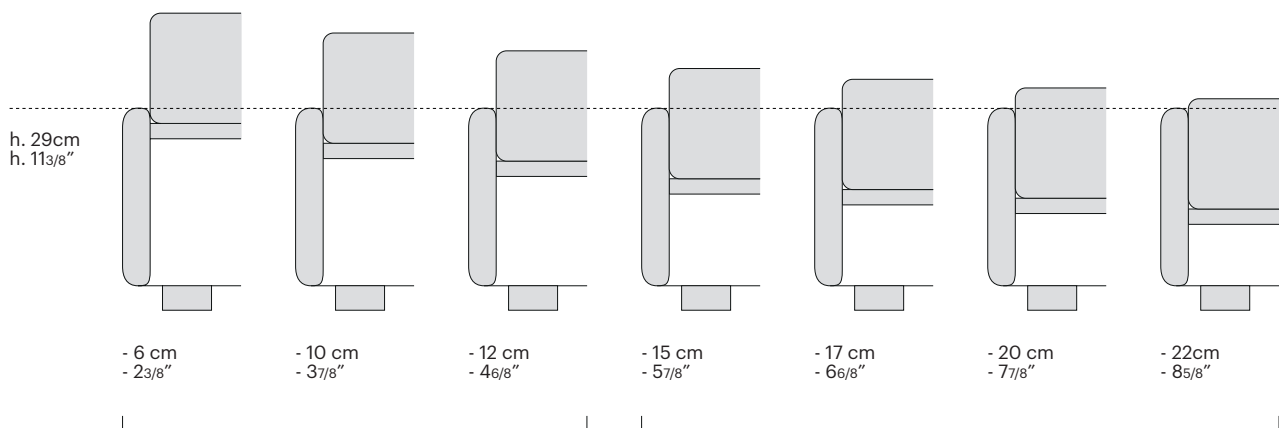


interno in alluminio
only for h29cm

h. 20-29 INCASSO MATERASSO / MATTRESS RECESS

La struttura dei letti Bolzan permette di soddisfare le diverse esigenze di progettazione: l'incasso del materasso nella struttura del letto è personalizzabile in 7 altezze diverse. Non disponibile per le basi con box.

Bolzan beds' structure allows you to meet different design needs: the mattress recess in the bed's structure is customizable in 7 different heights. It is not available for bases with box.



ribassamento disponibile per giroletto h. 20 e h. 29 cm /
mattress recess available for h. 20 and h. 29 cm bedframes

ribassamento disponibile solo per giroletto h. 29 cm /
mattress recess available for h. 29 cm bedframe