

# corolle

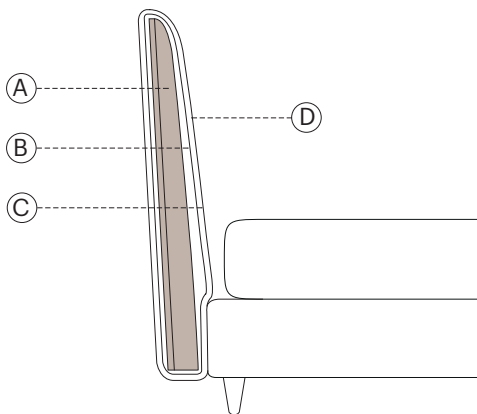
design bolzan LAB



Ricordi del passato ed emozioni del presente si fondono in Corolle, un letto caratterizzato dalla testiera imbottita con cuciture a losanga. Raffinato e seducente, eppure al tempo stesso versatile nelle possibilità di ambientazione, è perfettamente a suo agio in ambienti classici o contemporanei, con una allure inconfondibile.

Past memories and contemporary emotions result in Corolle, a bed characterized by the padded headboard with capitonné seams. Refined and seducing, and versatile at the same time in its setting possibilities, this bed is perfect both in classic and contemporary locations, thanks to its unique allure.

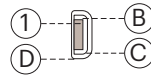
## informazioni tecniche / technical info:



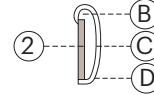
### testata / headboard

- A. telaio interno centinato in multistrato pioppo 18mm e listellare di abete 3 strati 22mm / inner curved frame in 18mm poplar multilayer and 22mm 3-layer fir blockboard
- B. espanso ignifugo D 25 kg/mc / fire retardant foam D. 25 kg/mc
- C. resinato poliestere ignifugo 100g / 100g fire resistant resined polyester fiber
- D. maglia polipropilene 70g / 70g polypropylene mesh

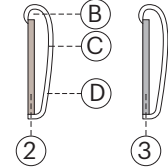
h 9



h 20



h 29



### giroletti / bedframes

- 1. MDF 40mm / 40mm MDF
- B. espanso ignifugo D 35 kg/mc / fire resistant foam D 35 kg/mc
- C. resinato poliestere ignifugo 100g / 100g fire resistant resined polyester fiber
- D. maglia polipropilene 70g / 70g polypropylene mesh
- 2. listellare abete 22mm 3 strati / 22mm 3-layer fir blockboard
- 3. estruso in alluminio 22mm / 22 mm extruded aluminum

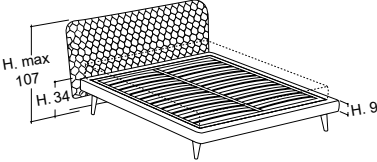
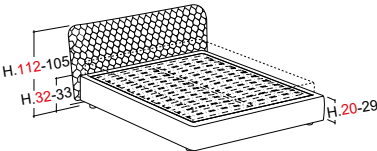
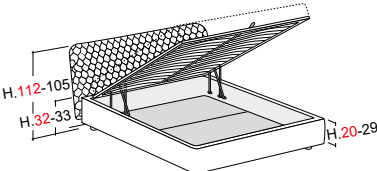
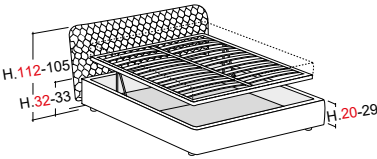
## predisposto per materassi / for mattresses:

160 x 200	63" x 78 <sup>6</sup> / <sub>8</sub> "
170 x 200	66 <sup>7</sup> / <sub>8</sub> " x 78 <sup>6</sup> / <sub>8</sub> "
180 x 200	70 <sup>7</sup> / <sub>8</sub> " x 78 <sup>6</sup> / <sub>8</sub> "

153 x 203	60" x 80"	<b>Queen size</b>
193 x 203	76" x 80"	<b>King size</b>

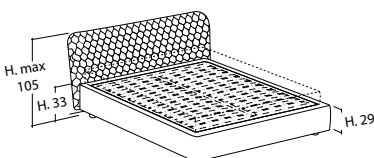
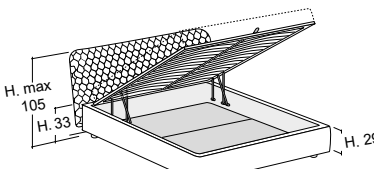
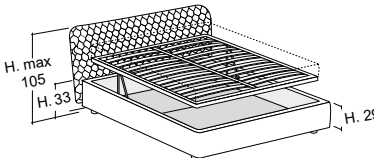
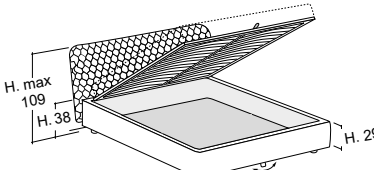
# Corolle / Firwood structure

Standard feet Vasetto - completely removable cover - not available in leather or eco-leather

	Mattress	Ext. dimension	Code	D	C	A	Plus	Luxury fabric	Luxury leather	Nuvola fabric	Nuvola leather	TCL	Cover			
													ml	mc	kg	
<b>thin base h.9</b>																
orthopaedic slatted base included carrying slat																
	150x200	186x228	<b>COL9</b>										7.6	0.62	63	
	153x203 QUEEN 60X80"	186x228	<b>COQ9</b>										7.6	0.62	63	
	160x200	196x228	<b>COM9</b>										8	0.64	65	
	170x200	206x228	<b>COF9</b>										8.5	0.67	68	
	180x200	216x228	<b>COG9</b>										9	0.7	71	
	190x200	226x228	<b>COP9</b>										10	0.75	76	
	193x203 KING 76X80"	229x228	<b>COK9</b>										10	0.75	76	
	Loose cover		<b>RCOM</b>											0.02	8	
<b>rounded base h.20 - rounded base h.29</b>																
without slatted base (to choose a slatted base see flap on the right)																
	150x200	186x229	<b>COL29</b>										9.3	0.64	66	
	153x203 QUEEN 60X80"	189x232	<b>COQ29</b>										9.3	0.64	66	
	160x200	196x229	<b>COM29</b>										9.5	0.65	68	
	170x200	206x229	<b>COF29</b>										10	0.67	72	
	180x200	216x229	<b>COG29</b>										10.5	0.7	75	
	190x200	226x229	<b>COP29</b>										11.5	0.74	80	
	193x203 KING 76X80"	229x232	<b>COK29</b>										11.5	0.74	80	
Loose cover		<b>RCOM</b>											0.02	8		
<b>rounded base h.20 - rounded base h.29 w/BOX</b>																
orthopaedic slatted base included suggested weights for mattresses (see flap on the right)																
	150x200	186x229	<b>COL29B</b>										9.3	0.88	126	
	153x203 QUEEN 60X80"	189x232	<b>COQ29B</b>										9.3	0.88	126	
	160x200	196x229	<b>COM29B</b>										9.5	0.9	128	
	170x200	206x229	<b>COF29B</b>										10	0.94	136	
	180x200	216x229	<b>COG29B</b>										10.5	0.98	142	
	190x200	226x229	<b>COP29B</b>										11.5	1.04	150	
	193x203 KING 76X80"	229x232	<b>COK29B</b>										11.5	1.04	150	
Loose cover		<b>RCOM</b>											0.02	8		
available inside height in Box 12-18cm																
<b>rounded base h.20 - rounded base h.29 w/easy-up BOX</b>																
orthopaedic slatted base included suggested weights for mattresses (see flap on the right)																
	150x200	186x229	<b>COL29BE</b>										9.5	0.92	136	
	153x203 QUEEN 60X80"	189x232	<b>COQ29BE</b>										9.5	0.92	136	
	160x200	196x229	<b>COM29BE</b>										9.5	0.94	138	
	170x200	206x229	<b>COF29BE</b>										10	0.98	146	
	180x200	216x229	<b>COG29BE</b>										10.5	1.02	152	
	190x200	226x229	<b>COP29BE</b>										11.5	1.08	160	
	193x203 KING 76X80"	229x232	<b>COK29BE</b>										11.5	1.08	160	
Loose cover		<b>RCOM</b>											0.02	8		
available inside height in Box 12-18cm																

# Corolle / Aluminum structure

Standard feet Vasetto - completely removable cover - not available in leather or ecoleather

	Mattress	Ext. dimension	Code	D	C	A	Plus	Luxury fabric	Luxury leather	Nuvola fabric	Nuvola leather	TCL	Cover		
													ml	mc	kg
<b>rounded base h.29</b>															
without slatted base (to choose a slatted base see flap on the right)															
	150x200	186x229	<b>COL29A</b>										9.3	0.64	59
	153x203 QUEEN 60X80"	189x232	<b>COQ29A</b>										9.3	0.64	59
	160x200	196x229	<b>COM29A</b>										9.5	0.65	61
	170x200	206x229	<b>COF29A</b>										10	0.67	65
	180x200	216x229	<b>COG29A</b>										10.5	0.7	69
	190x200	226x229	<b>COP29A</b>										11.5	0.74	75
	193x203 KING 76X80"	229x232	<b>COK29A</b>										11.5	0.74	75
	Loose cover		<b>RCOMA</b>											0.02	8
<b>rounded base h.29 w/BOX</b>															
orthopaedic slatted base included suggested weights for mattresses (see flap on the right)															
	150x200	186x229	<b>COL29BA</b>										9.3	0.88	129
	153x203 QUEEN 60X80"	189x232	<b>COQ29BA</b>										9.3	0.88	129
	160x200	196x229	<b>COM29BA</b>										9.5	0.9	131
	170x200	206x229	<b>COF29BA</b>										10	0.94	139
	180x200	216x229	<b>COG29BA</b>										10.5	0.98	146
	190x200	226x229	<b>COP29BA</b>										11.5	1.04	155
	193x203 KING 76X80"	229x232	<b>COK29BA</b>										11.5	1.04	155
	Loose cover		<b>RCOMA</b>											0.02	8
available inside height in Box 18cm															
<b>rounded base h.29 w/easy-up BOX</b>															
orthopaedic slatted base included suggested weights for mattresses (see flap on the right)															
	150x200	186x229	<b>COL29BEA</b>										9.5	0.92	139
	153x203 QUEEN 60X80"	189x232	<b>COQ29BEA</b>										9.5	0.92	139
	160x200	196x229	<b>COM29BEA</b>										9.5	0.94	141
	170x200	206x229	<b>COF29BEA</b>										10	0.98	149
	180x200	216x229	<b>COG29BEA</b>										10.5	1.02	156
	190x200	226x229	<b>COP29BEA</b>										11.5	1.08	165
	193x203 KING 76X80"	229x232	<b>COK29BEA</b>										11.5	1.08	165
	Loose cover		<b>RCOMA</b>											0.02	8
available inside height in Box 18cm															
<b>rounded base h.29 w/HANDS FREE BOX</b>															
orthopaedic slatted base included Specify mattress weight (see flap on the right)															
	150x200	186x232	<b>COL29BHF</b>										9.3	0.92	135
	153x203 QUEEN 60X80"	189x235	<b>COQ29BHF</b>										9.3	0.92	135
	160x200	196x232	<b>COM29BHF</b>										9.5	0.94	137
	170x200	206x232	<b>COF29BHF</b>										10	0.98	145
	180x200	216x232	<b>COG29BHF</b>										10.5	1.02	153
	190x200	226x232	<b>COP29BHF</b>										11.5	1.08	163
	193x203 KING 76X80"	229x235	<b>COK29BHF</b>										11.5	1.08	163
	Loose cover		<b>RCOMHF</b>											0.02	8
available inside height in Box 18cm															

## GIROLETTI E PIEDINI / BEDFRAMES AND FEET

### pieдини in legno / wooden feet:

pieдини realizzati in legno di frassino con possibilità di essere tinti, verniciati ral o foderati in tessuto a scelta.

ash wood legs with the possibility of being dyed, RAL varnished or lined with fabric (of your choice)

### pieдини in metallo / metal feet:

pieдини realizzati in metallo con possibilità di essere verniciati effetto ottone o colori ral.

metal legs with the possibility of being painted in brass effect or RAL varnished.

### bedframe h.9 cm




cilindro  
H 26 cm 10<sup>2</sup>/<sub>8</sub>"



vasetto  
H 26 cm 10<sup>2</sup>/<sub>8</sub>"



vasetto inclinato  
H 26 cm 10<sup>2</sup>/<sub>8</sub>"



tubino  
H 26 cm 10<sup>2</sup>/<sub>8</sub>"



lamina  
H 26 cm 10<sup>2</sup>/<sub>8</sub>"



arco  
H 26 cm 10<sup>2</sup>/<sub>8</sub>"

### bedframe h.20 cm



cilindro  
H 12,5 cm 4<sup>7</sup>/<sub>8</sub>"



vasetto  
H 12,5 cm 4<sup>7</sup>/<sub>8</sub>"



tubino  
H 12,5 cm 4<sup>7</sup>/<sub>8</sub>"



lamina  
H 15 cm 5<sup>7</sup>/<sub>8</sub>"

### bedframe h.29 cm



vasetto h. 4cm  
H 4 cm 1<sup>5</sup>/<sub>8</sub>"



vasetto h. 9-12,5 cm  
H 9 cm 3<sup>4</sup>/<sub>8</sub>"  
H 12,5 cm 4<sup>7</sup>/<sub>8</sub>"



cipolla  
H 8 cm 3<sup>1</sup>/<sub>8</sub>"

### finiture legno tinto / lacquered wood finishes:



noce / walnut



ciliegio / cherry



rovere / oak



wengè

### finiture metallo / metal finishes:



ottone satinato /  
brushed brass

### finiture laccati ral / ral lacquered finishes:



bianco / white  
RAL 9010



nero / black  
RAL 9011



grigio / grey  
RAL 7044



marrone / brown  
RAL 8019



rosso / red  
RAL 3005



verde / green  
RAL 6020



blu / blue  
RAL 5008

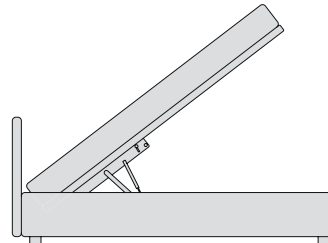
## h. 20-29 SISTEMA CONTENITORE / BOX SYSTEM



box

### BOX

apertura basic del box grazie ad un semplice sistema a leva / basic opening of storage box thanks to a simple lever system



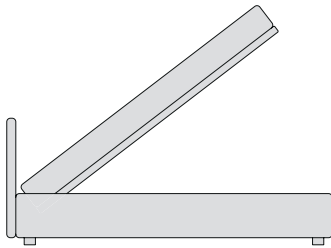
interno in legno



interno in alluminio  
only for h29cm

### HANDS-FREE solo per h.29 cm / only for h.29cm

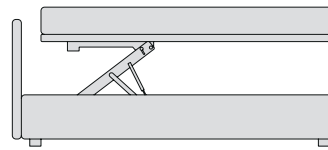
apertura del box senza l'uso delle mani e grazie al box completamente in alluminio è privo di pistoncini a vista / The mechanism allows to open the storage box without hands, and thanks to its aluminum structure, the storage box has inner pistons, thus maintaining a top-notch design



interno in alluminio  
only for h29cm

### EASY UP

grazie al movimento che mantiene la rete all'interno dello spazio occupato dal letto, ottimizza lo spazio all'interno della stanza / mechanism optimizes the space inside the room thanks to its movement that keeps the slatted base within the space occupied by the bed



interno in legno

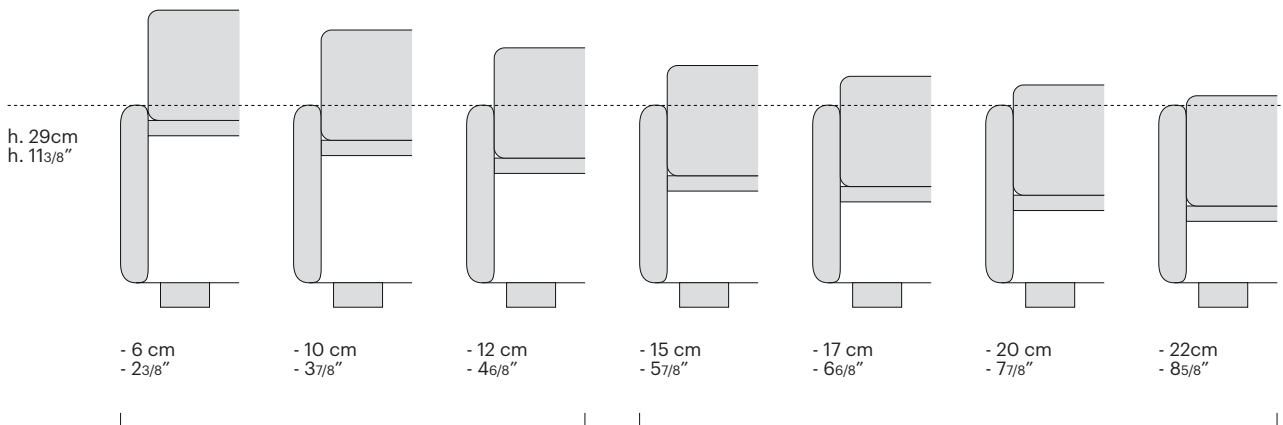


interno in alluminio  
only for h29cm

## h. 20-29 INCASSO MATERASSO / MATTRESS RECESS

La struttura dei letti Bolzan permette di soddisfare le diverse esigenze di progettazione: l'incasso del materasso nella struttura del letto è personalizzabile in 7 altezze diverse. Non disponibile per le basi con box.

Bolzan beds' structure allows you to meet different design needs: the mattress recess in the bed's structure is customizable in 7 different heights. It is not available for bases with box.



ribassamento disponibile per giroletto h. 20 e h. 29 cm /  
mattress recess available for h. 20 and h. 29 cm bedframes

ribassamento disponibile solo per giroletto h. 29 cm /  
mattress recess available for h. 29 cm bedframe